1.4.1 QnM	***Institution obtains feedback on the academic performance and ambience of the institution from various stakeholders, such as Students, Teachers, Employers, Alumni etc. and action taken report on the feedback is made available on institutional website(Yes or No)***

INDEX

S.NO.	DESCRIPTION	Page No.
	Feedback Analysis	
1	Students	2
2	Alumni	16
3	Teachers	26
4	Employers	35
5	Parents	45

January – May 2025

Aneet

Digitally signed by Aneet
DN: c=IN, o=GIAN JYOTI EDUCATIONAL SOCIETY, ou=MANAGEMENT, 2.5.4.20=09959f6f8d84e5d7345b4aee672fb264edc4c7b02ec19ade87bbf9711495c319, postalCode=160055, st=Punjab, serialNumber=3158c9753c0c47e883d3d97afef7b7e6cf8d54314a0f21973d3294e486fb592e, cn=Aneet
Date: 2025.10.06 16:09:07 +05'30'

Feedback Analysis
Students

Feedback Result Analysis from Students

TOTAL: 769

S.No.	Statement	Strongly Agree	Agree	Neutral	Disagree	Strongly Disagree
1	Teachers arrive on time for the lecture.	295	276	138	40	20
2	Adjustments are made in case teacher is on leave.	301	288	120	43	17
3	Syllabus of the course is completed on time.	280	294	124	51	20
4	Study material and resources are shared well in time.	310	270	122	45	22
5	Teacher's communication is effective.	298	289	127	40	15
6	Teachers explain concepts using relevant examples.	305	275	119	48	22
7	Teachers refer to the current issues and advancements in the field of study.	292	280	133	45	19
8	Course outcomes and program outcomes are communicated during the start of the session.	287	296	117	48	21
9	I am fully aware of the Course Outcomes.	273	302	136	40	18
10	Teachers clear doubts during the session.	306	284	114	43	22

11	Discussions, Case studies, role plays, games, quizzes and other tools are used judiciously to make concepts clear.	299	271	130	49	20
12	Study material shared by teacher is relevant and helpful for exams.	284	293	125	46	21
13	Teachers discuss the test answers after conduct.	297	285	121	47	19
14	Evaluation process of assignments and tests is fair and just.	300	270	136	44	19
15	Staff does not discriminate among students based on gender, caste, ethnicity, socio-economic status, nationality etc.	290	286	133	38	22
16	Teachers focus on enhancing professional skills among students to make them employment ready.	281	297	129	43	19
17	Teachers encourage students to take up extra-curricular and co-curricular activities or pursue hobbies.	309	278	115	45	22
18	Library has sufficient resources related to course.	276	299	128	46	20
19	Quality of Service in Canteens is satisfactory.	294	288	123	44	20
20	Washrooms and Drinking Water Facility is hygienic and available at each floor.	301	282	118	47	21
	Grand Total	**5878**	**5703**	**2508**	**892**	**399**

Summary Table of Result Analysis (Students)

Scale/ Statement	Strongly Agree	Agree	Neutral	Disagree	Strongly Disagree
1	38.36%	35.89%	17.95%	5.20%	2.60%
2	39.14%	37.45%	15.60%	5.59%	2.21%
3	36.41%	38.23%	16.12%	6.63%	2.60%
4	40.31%	35.11%	15.86%	5.85%	2.86%
5	38.75%	37.58%	16.51%	5.20%	1.95%
6	39.66%	35.76%	15.47%	6.24%	2.86%
7	37.97%	36.41%	17.30%	5.85%	2.47%
8	37.32%	38.49%	15.21%	6.24%	2.73%
9	35.50%	39.27%	17.69%	5.20%	2.34%
10	39.79%	36.93%	14.82%	5.59%	2.86%
11	38.88%	35.24%	16.91%	6.37%	2.60%
12	36.93%	38.10%	16.25%	5.98%	2.73%
13	38.62%	37.06%	15.73%	6.11%	2.47%
14	39.01%	35.11%	17.69%	5.72%	2.47%
15	37.71%	37.19%	17.30%	4.94%	2.86%
16	36.54%	38.62%	16.78%	5.59%	2.47%
17	40.18%	36.15%	14.95%	5.85%	2.86%
18	35.89%	38.88%	16.64%	5.98%	2.60%
19	38.23%	37.45%	15.99%	5.72%	2.60%
20	39.14%	36.67%	15.34%	6.11%	2.73%

Feedback Result Analysis from Students

S.No.	Result Analysis
1	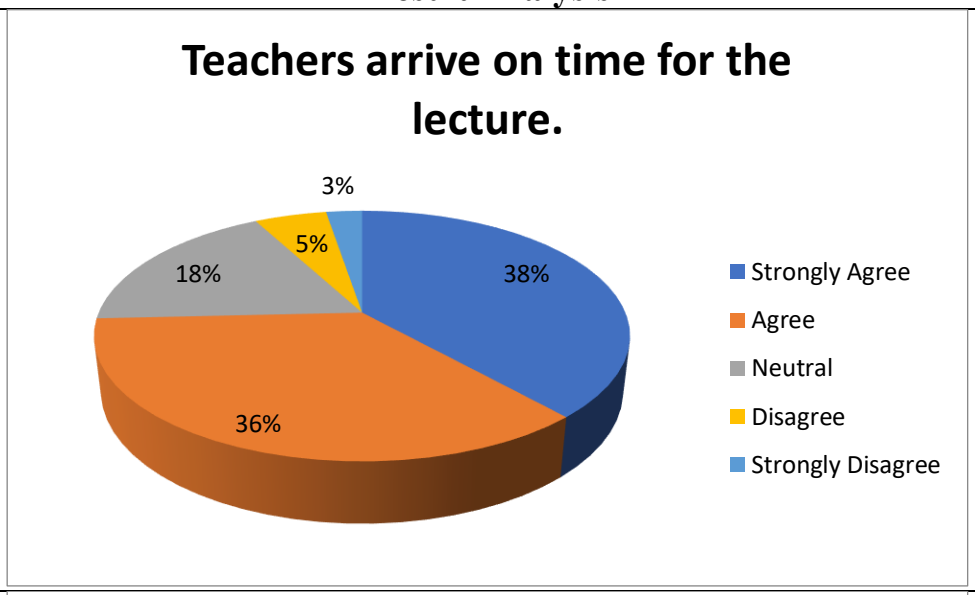
2	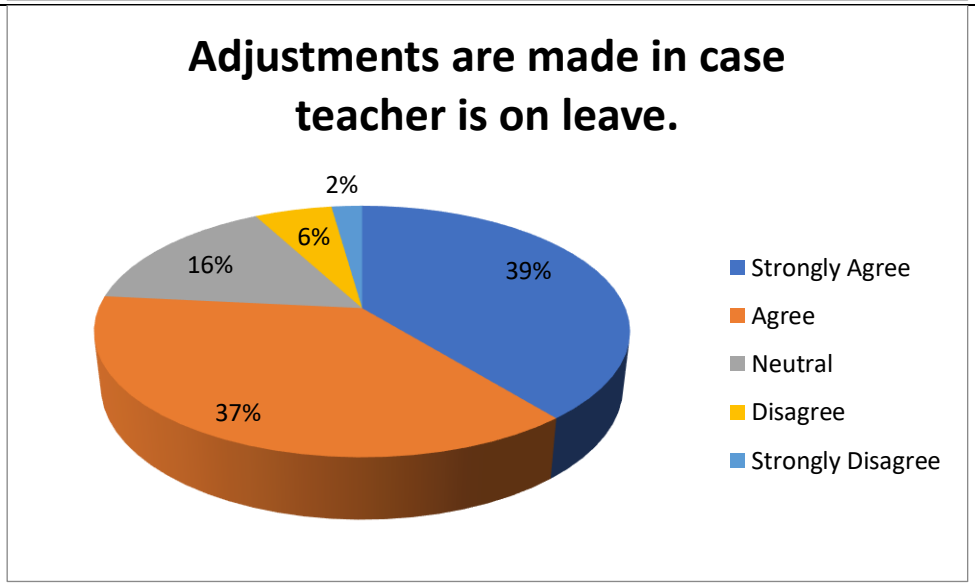

3		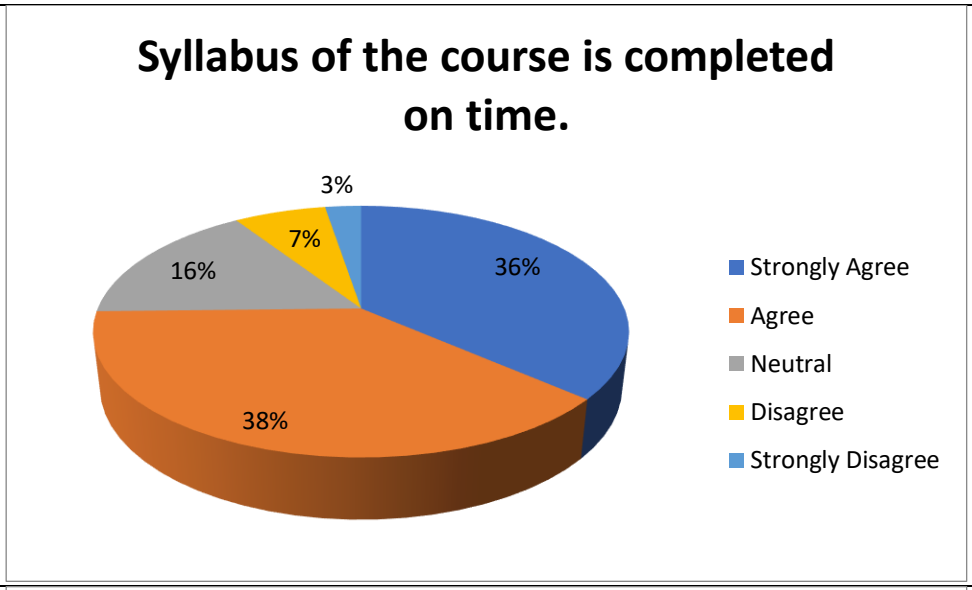 Syllabus of the course is completed on time. 3% 7% 16% 36% 38% Strongly Agree Agree Neutral Disagree Strongly Disagree
4		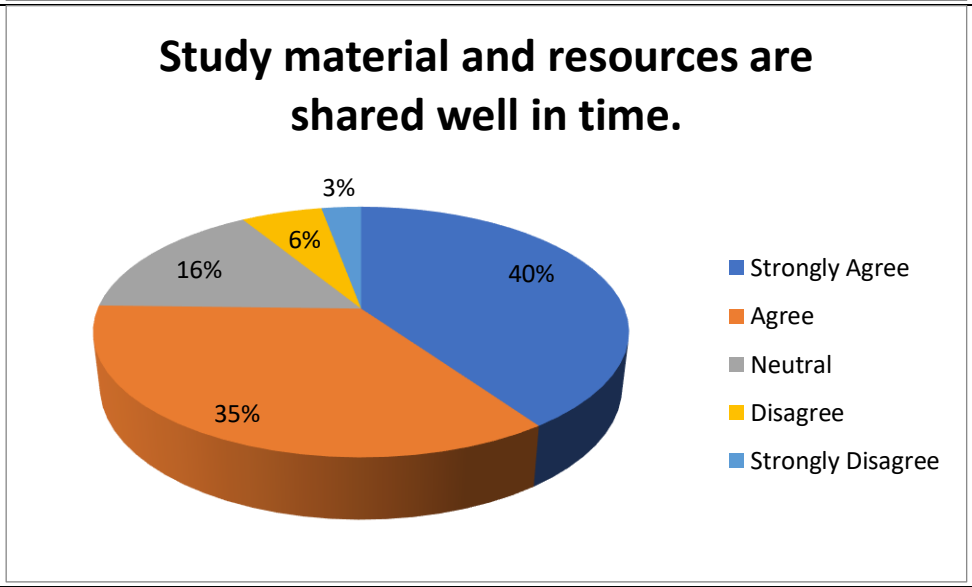 Study material and resources are shared well in time. 3% 6% 16% 40% 35% Strongly Agree Agree Neutral Disagree Strongly Disagree

5		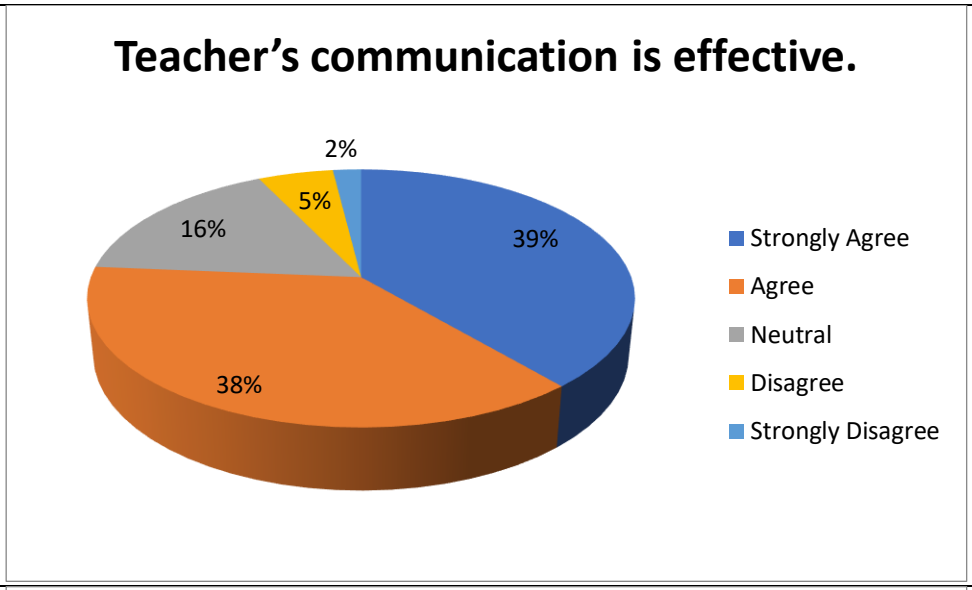 Teacher's communication is effective. 2% 5% 16% 39% 38% Strongly Agree Agree Neutral Disagree Strongly Disagree
6		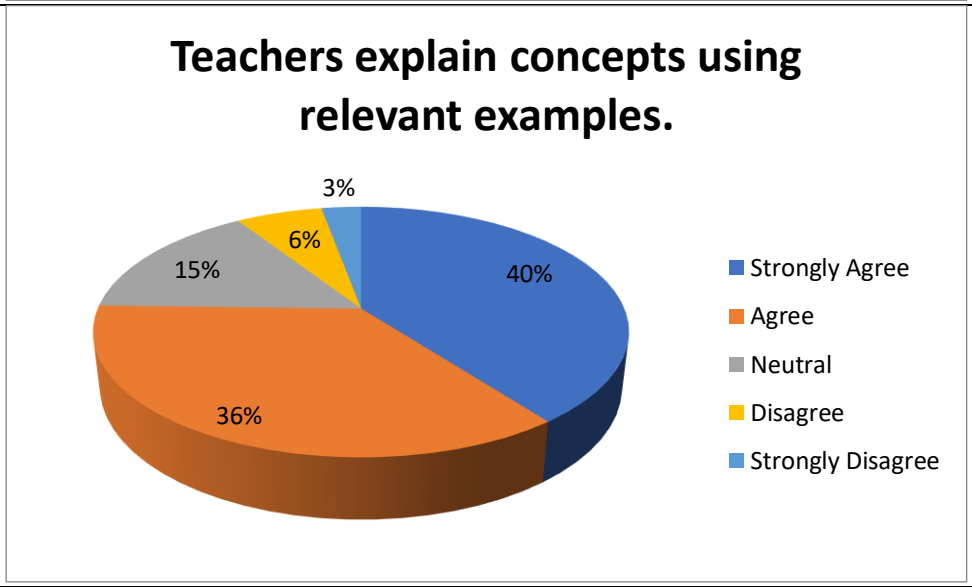 Teachers explain concepts using relevant examples. 3% 6% 15% 40% 36% Strongly Agree Agree Neutral Disagree Strongly Disagree

7		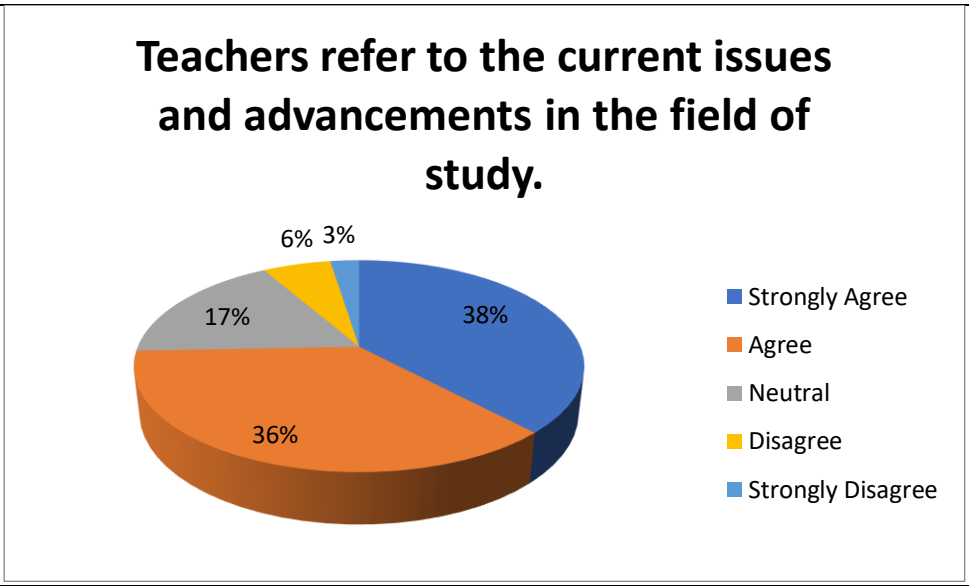 Teachers refer to the current issues and advancements in the field of study. 6% 3% 17% 38% 36% Strongly Agree Agree Neutral Disagree Strongly Disagree
8		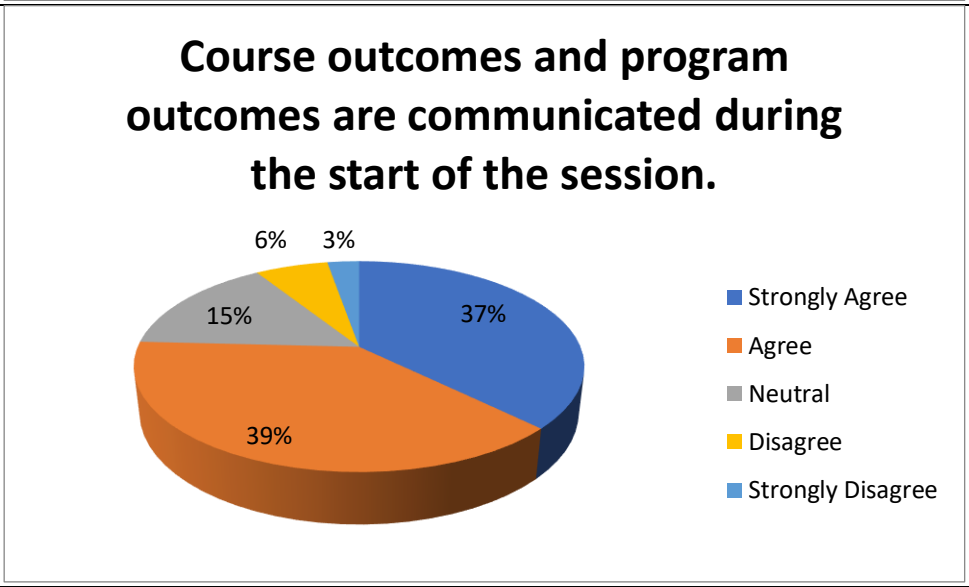 Course outcomes and program outcomes are communicated during the start of the session. 6% 3% 15% 37% 39% Strongly Agree Agree Neutral Disagree Strongly Disagree

9		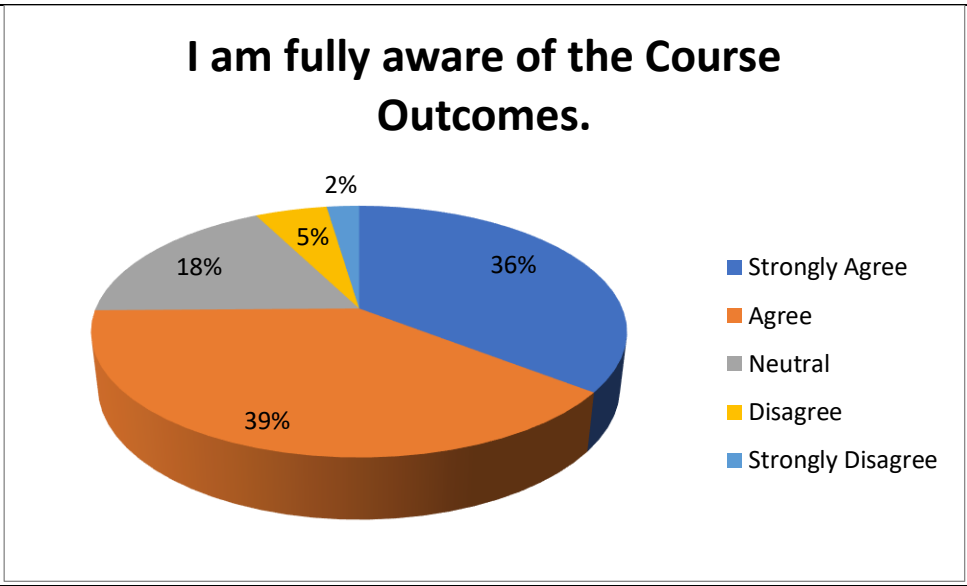 I am fully aware of the Course Outcomes. 2% 5% 18% 36% 39% Strongly Agree Agree Neutral Disagree Strongly Disagree
10		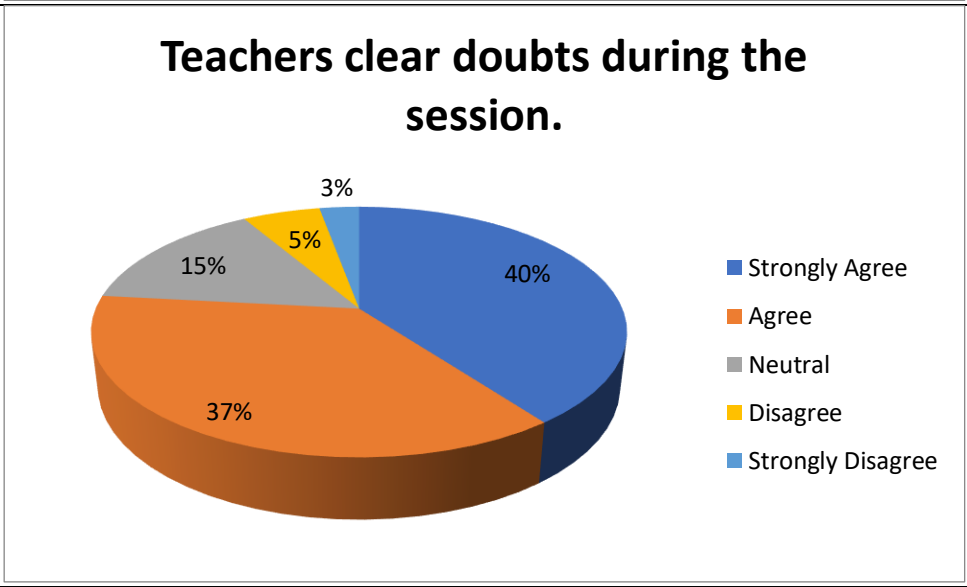 Teachers clear doubts during the session. 3% 5% 15% 40% 37% Strongly Agree Agree Neutral Disagree Strongly Disagree

11		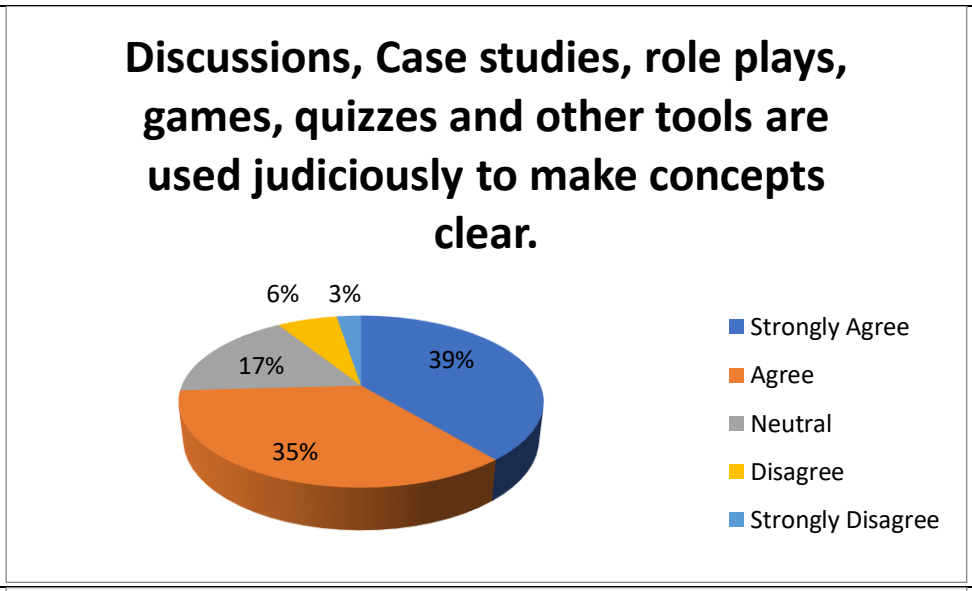 Discussions, Case studies, role plays, games, quizzes and other tools are used judiciously to make concepts clear. 6% 3% 17% 39% 35% Strongly Agree Agree Neutral Disagree Strongly Disagree
12		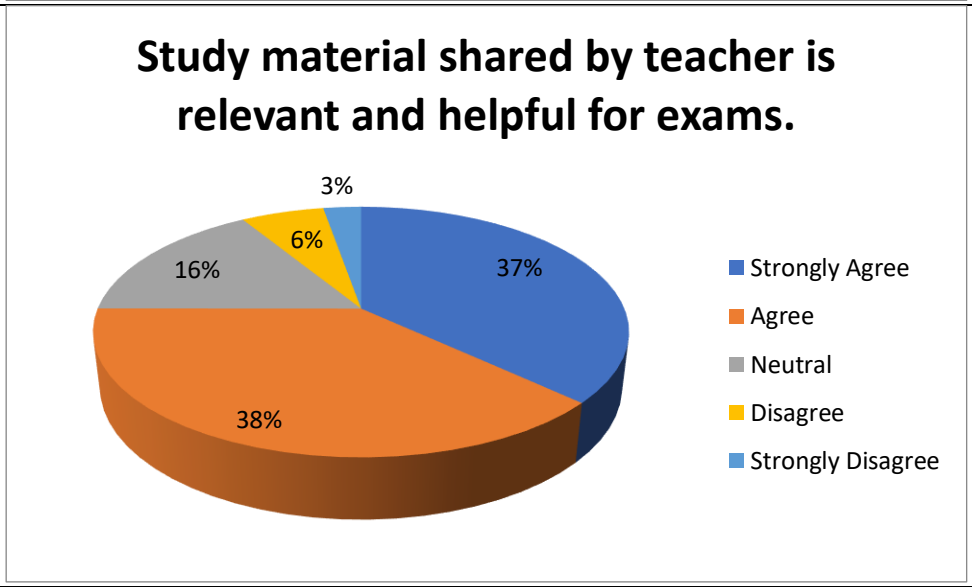 Study material shared by teacher is relevant and helpful for exams. 3% 6% 16% 37% 38% Strongly Agree Agree Neutral Disagree Strongly Disagree

13		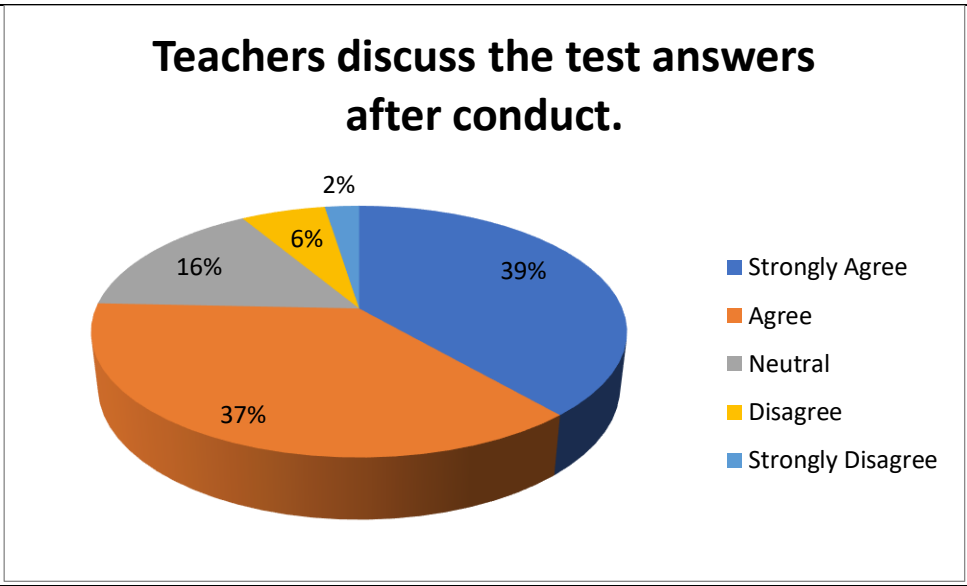 Teachers discuss the test answers after conduct. 2% 6% 16% 39% 37% Strongly Agree Agree Neutral Disagree Strongly Disagree
14		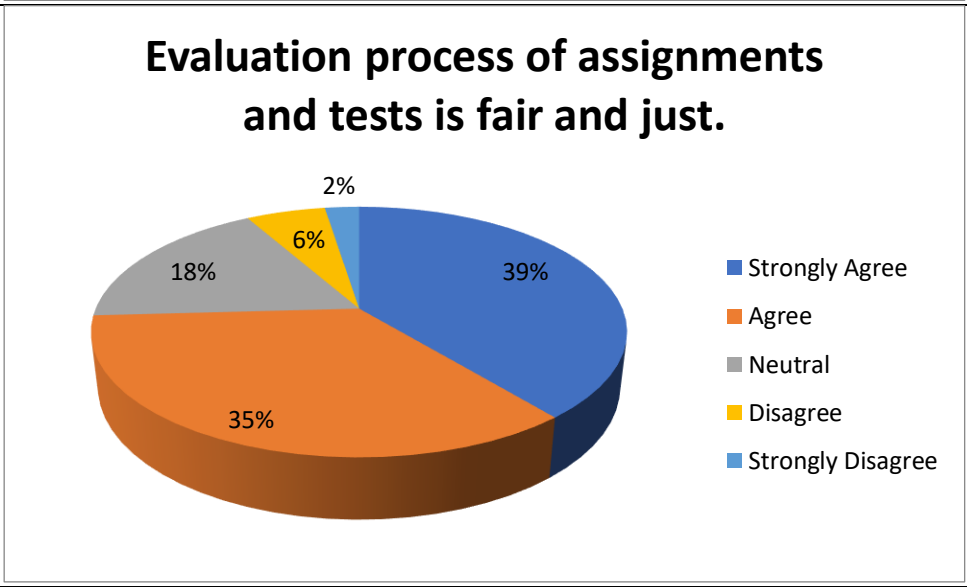 Evaluation process of assignments and tests is fair and just. 2% 6% 18% 39% 35% Strongly Agree Agree Neutral Disagree Strongly Disagree

15		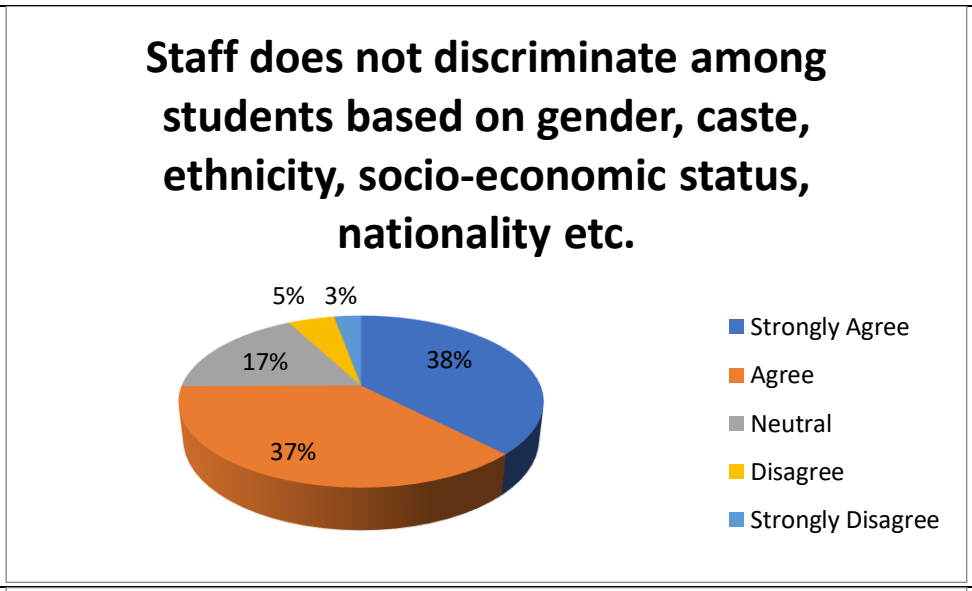 Staff does not discriminate among students based on gender, caste, ethnicity, socio-economic status, nationality etc. 5% 3% 17% 38% 37% Strongly Agree Agree Neutral Disagree Strongly Disagree
16		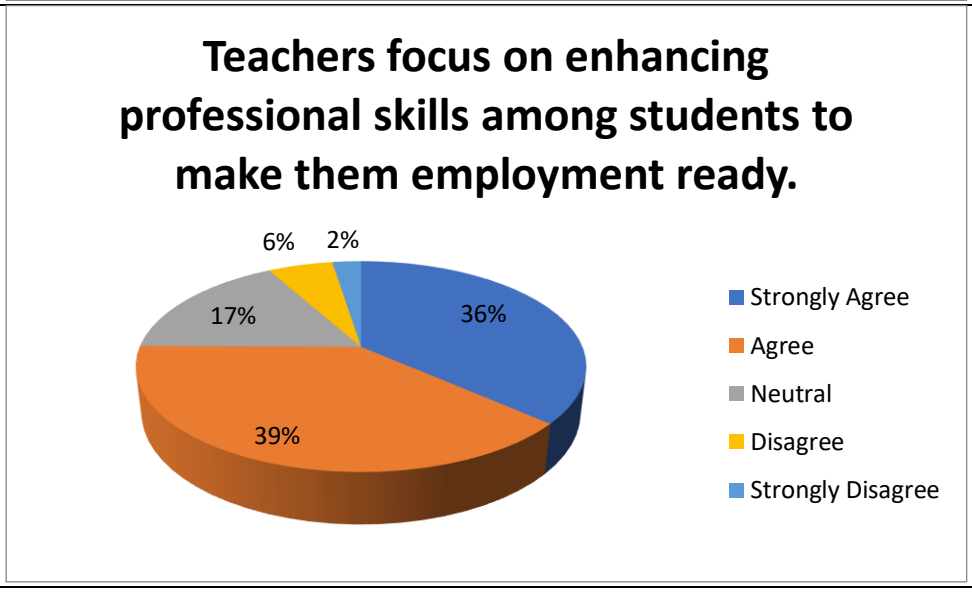 Teachers focus on enhancing professional skills among students to make them employment ready. 6% 2% 17% 36% 39% Strongly Agree Agree Neutral Disagree Strongly Disagree

17		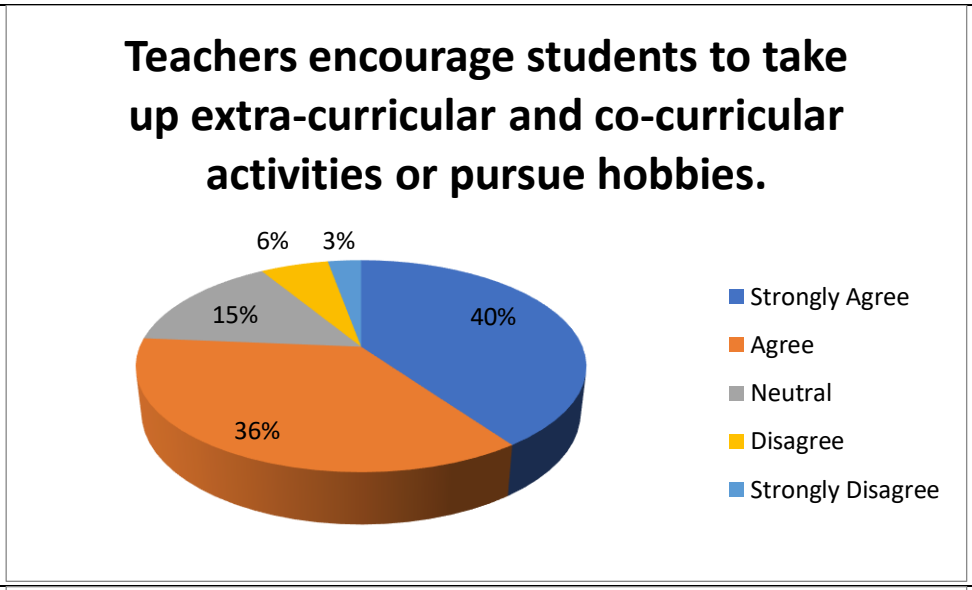 Teachers encourage students to take up extra-curricular and co-curricular activities or pursue hobbies. 6% 3% 15% 40% 36% Strongly Agree Agree Neutral Disagree Strongly Disagree
18		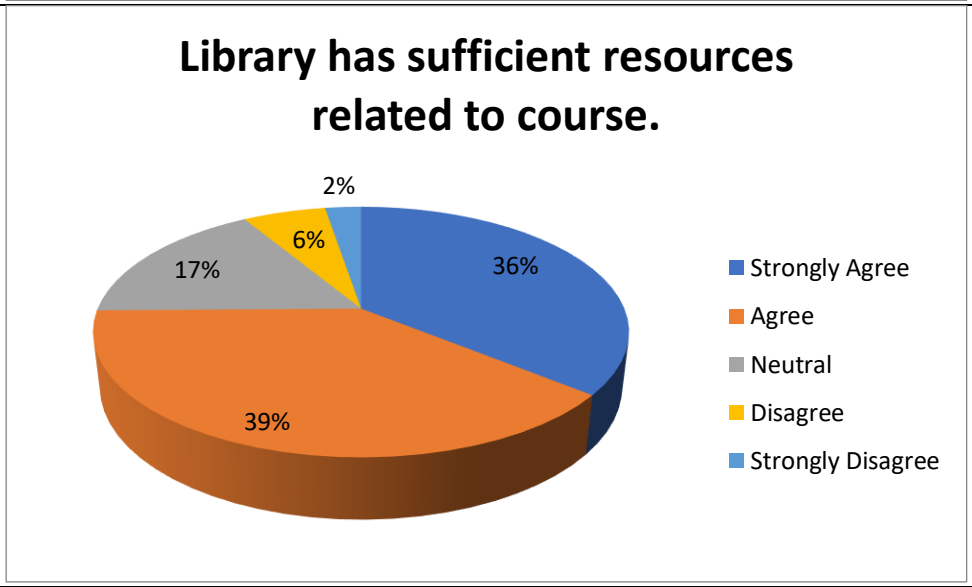 Library has sufficient resources related to course. 2% 6% 17% 36% 39% Strongly Agree Agree Neutral Disagree Strongly Disagree

19		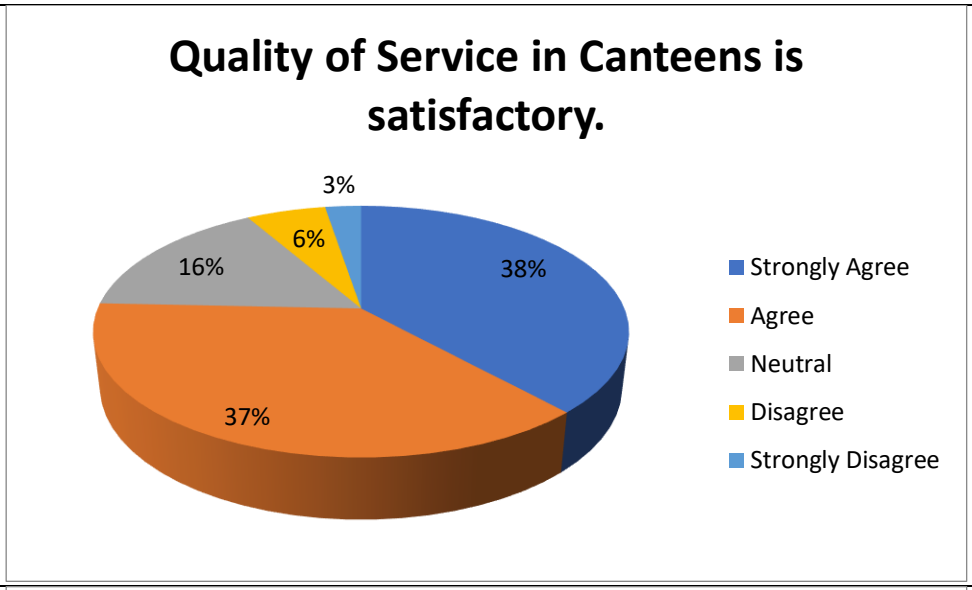 Quality of Service in Canteens is satisfactory. 3% 6% 16% 38% 37% Strongly Agree Agree Neutral Disagree Strongly Disagree
20		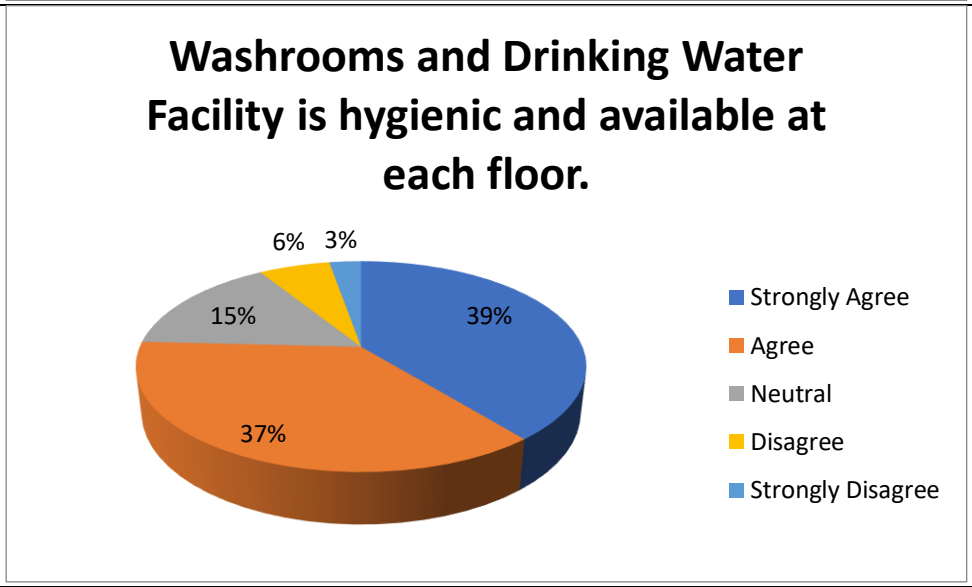 Washrooms and Drinking Water Facility is hygienic and available at each floor. 6% 3% 15% 39% 37% Strongly Agree Agree Neutral Disagree Strongly Disagree

Feedback Analysis
Alumni

Feedback Result Analysis from Alumni

TOTAL: 63

S.No.	Statement	Excellent	Very Good	Moderate	Poor	Very Poor
1	Relevance and comprehensiveness of the curriculum and course content.	26	21	10	4	2
2	Quality of course delivery.	24	22	13	3	1
3	Effectiveness of faculty members' teaching.	25	20	12	4	2
4	Utilization of teaching aids and methodologies by the department.	23	23	12	4	1
5	Organization of seminars, workshops, faculty development programs, and industrial visits for skill development.	27	18	13	3	2
6	Availability of counselling sessions provided by the college and department.	28	19	10	5	1
7	Learning environment provided by the department.	26	22	9	4	2
8	Evaluation methods.	25	21	12	3	2
9	Overall experience as a student within your department.	24	23	10	5	1
10	Programs offered by the institution to prepare for interviews.	22	24	13	2	2

11	Infrastructure provided by the institution for curricular, co-curricular and extra-curricular activities.	23	22	11	5	2
	Grand Total	**273**	**235**	**125**	**42**	**18**

Summary Table of Result Analysis (Alumni)

Scale/ Statement	Excellent	Very Good	Moderate	Poor	Very Poor
1	41.27%	33.33%	15.87%	6.35%	3.17%
2	38.10%	34.92%	20.63%	4.76%	1.59%
3	39.68%	31.75%	19.05%	6.35%	3.17%
4	36.51%	36.51%	19.05%	6.35%	1.59%
5	42.86%	28.57%	20.63%	4.76%	3.17%
6	44.44%	30.16%	15.87%	7.94%	1.59%
7	41.27%	34.92%	14.29%	6.35%	3.17%
8	39.68%	33.33%	19.05%	4.76%	3.17%
9	38.10%	36.51%	15.87%	7.94%	1.59%
10	34.92%	38.10%	20.63%	3.17%	3.17%
11	36.51%	34.92%	17.46%	7.94%	3.17%

Feedback Result Analysis from Alumni

S.No.	Result Analysis
1	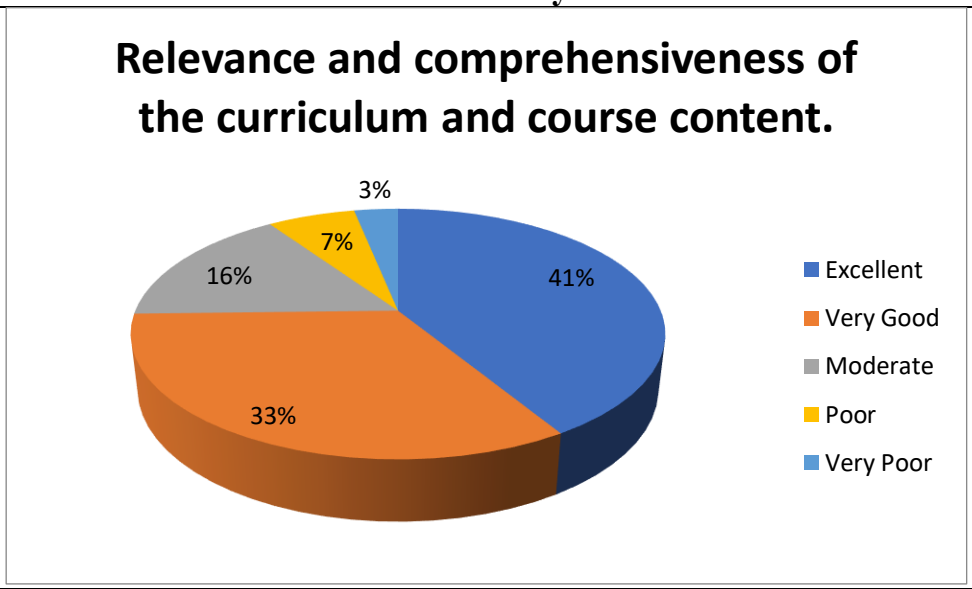
2	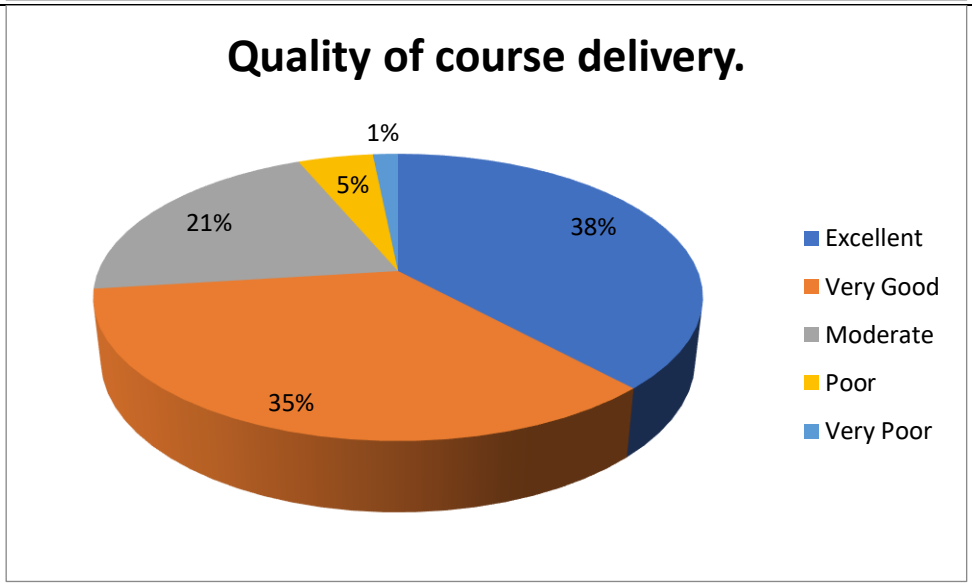

3		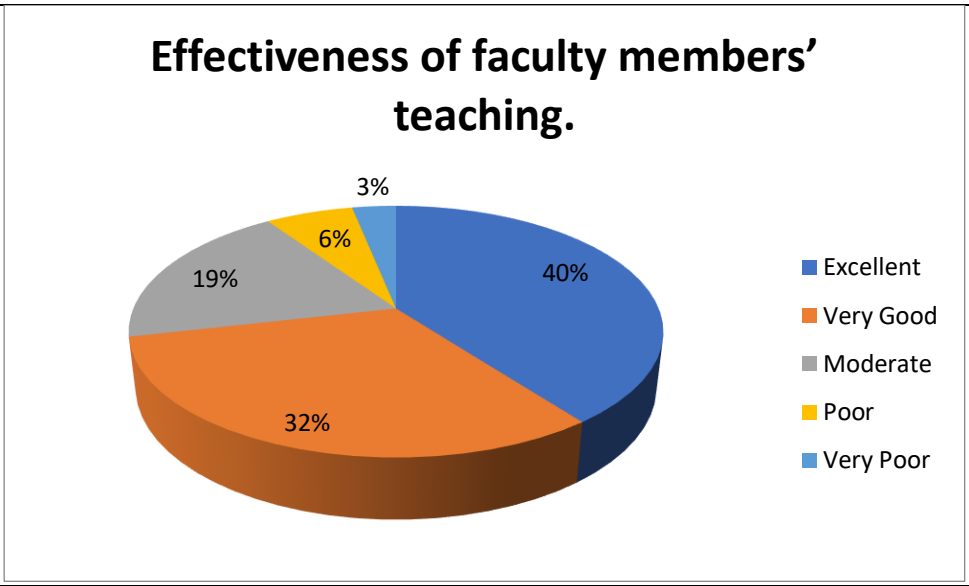 Effectiveness of faculty members' teaching. 3% 6% 19% 40% 32% Excellent Very Good Moderate Poor Very Poor
4		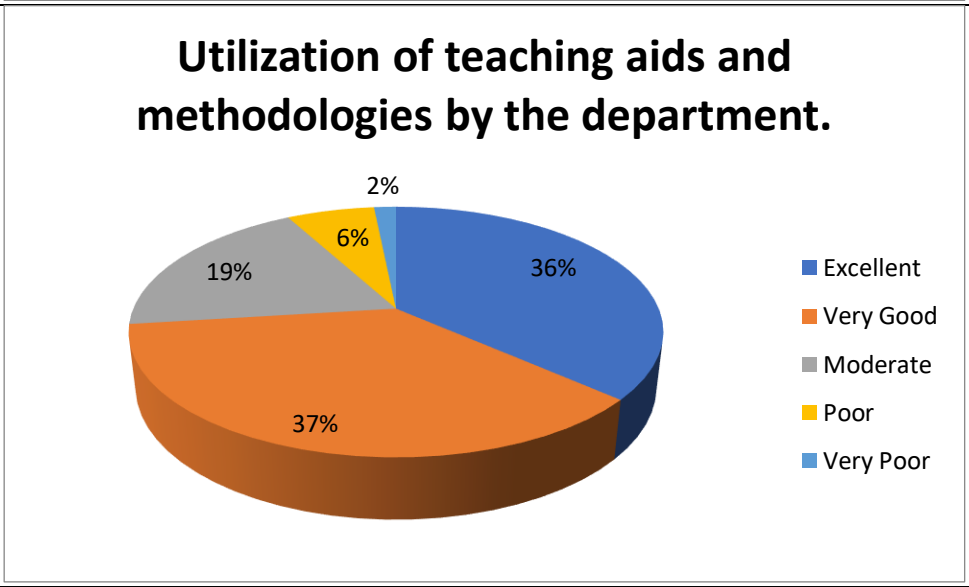 Utilization of teaching aids and methodologies by the department. 2% 6% 19% 36% 37% Excellent Very Good Moderate Poor Very Poor

5		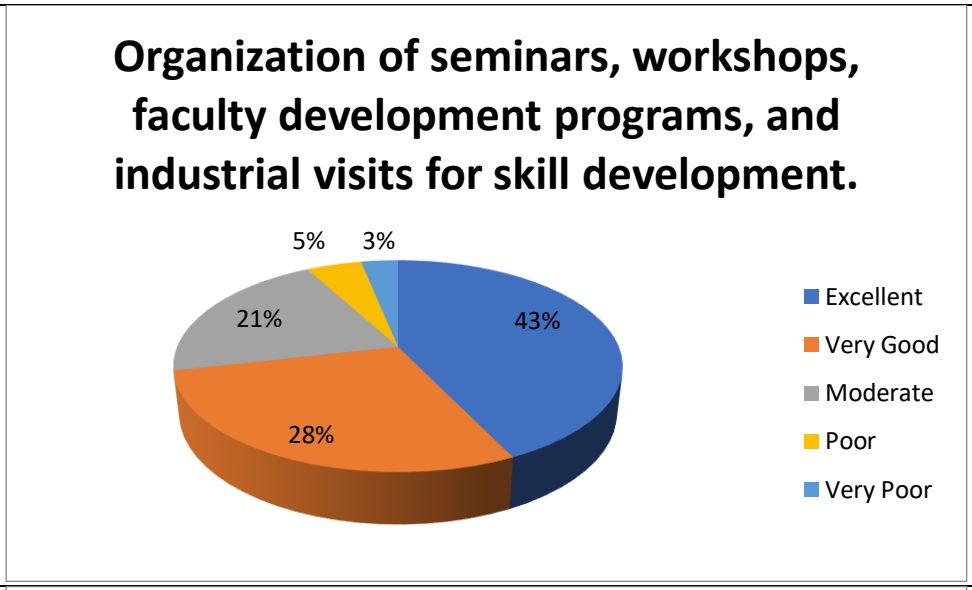 Organization of seminars, workshops, faculty development programs, and industrial visits for skill development. 5% 3% 21% 43% 28% Excellent Very Good Moderate Poor Very Poor
6		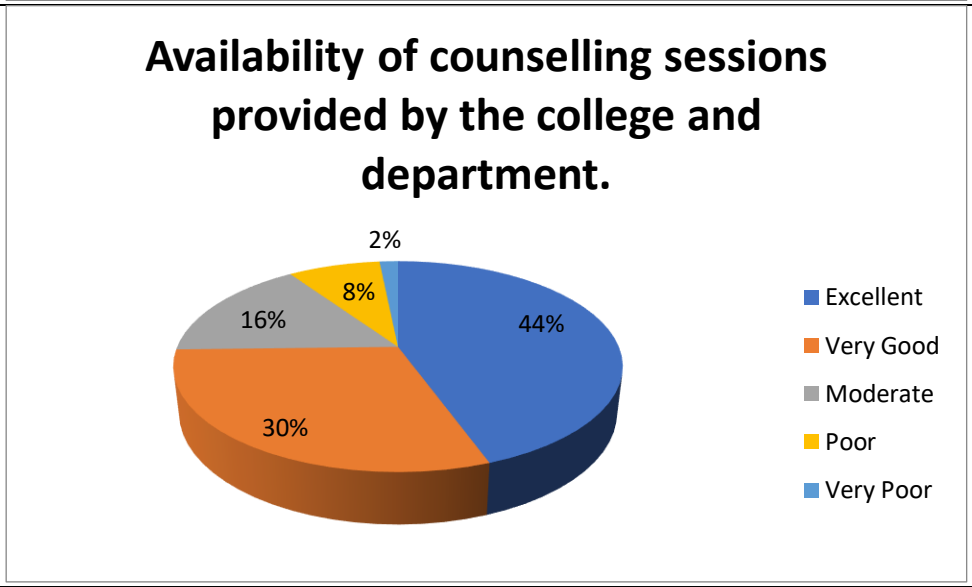 Availability of counselling sessions provided by the college and department. 2% 8% 16% 44% 30% Excellent Very Good Moderate Poor Very Poor

7		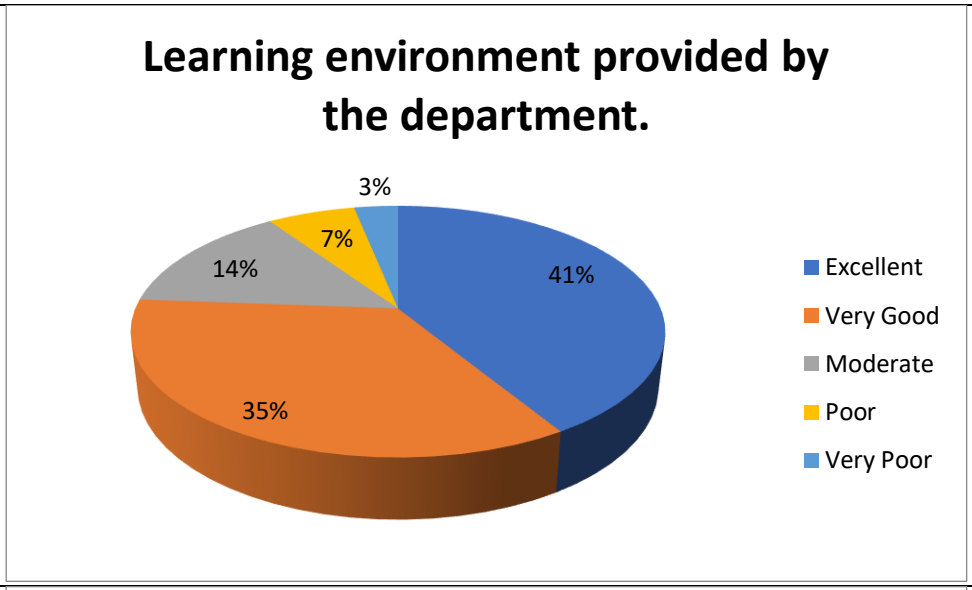 Learning environment provided by the department. 3% 7% 14% 41% 35% Excellent Very Good Moderate Poor Very Poor
8		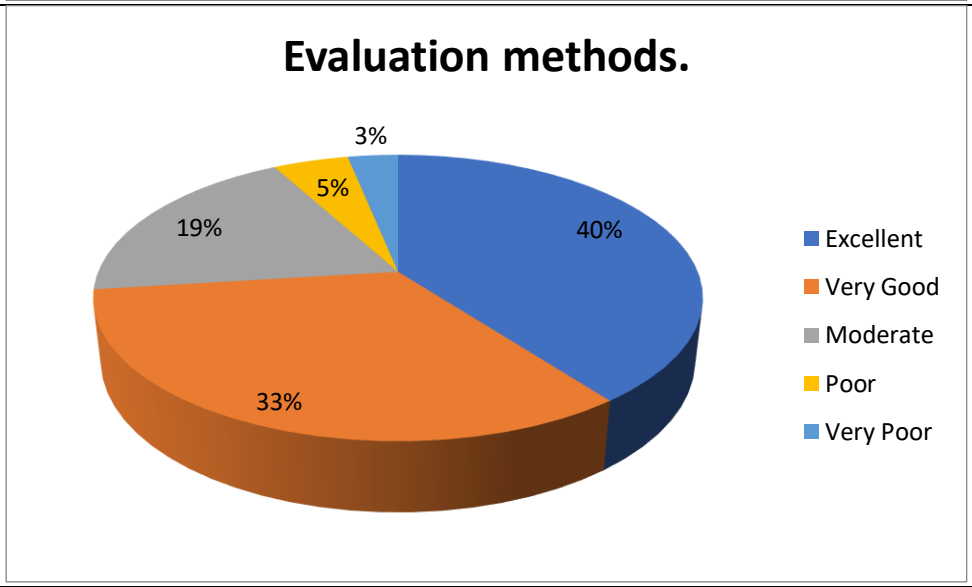 Evaluation methods. 3% 5% 19% 40% 33% Excellent Very Good Moderate Poor Very Poor

9		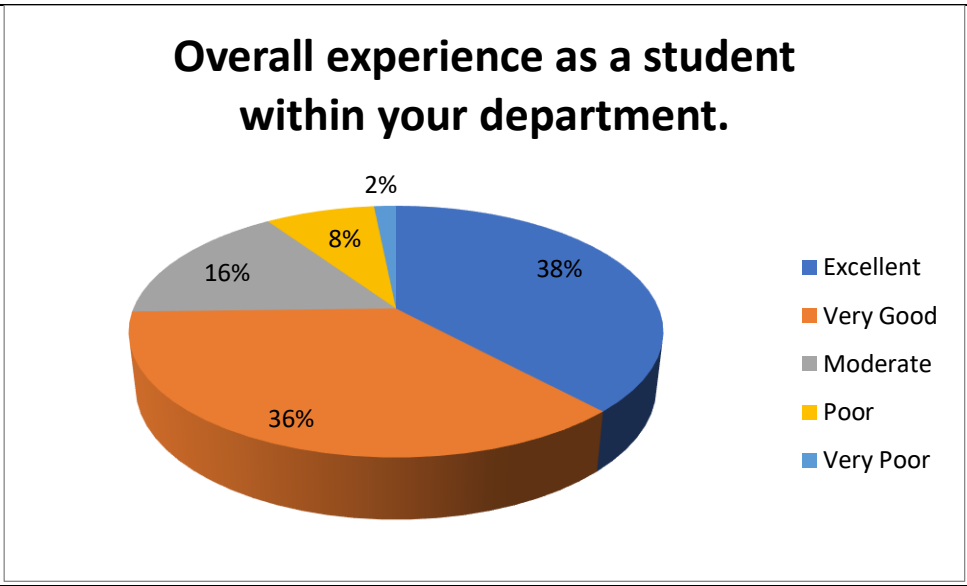 Overall experience as a student within your department. 2% 8% 16% 38% 36% Excellent Very Good Moderate Poor Very Poor
10		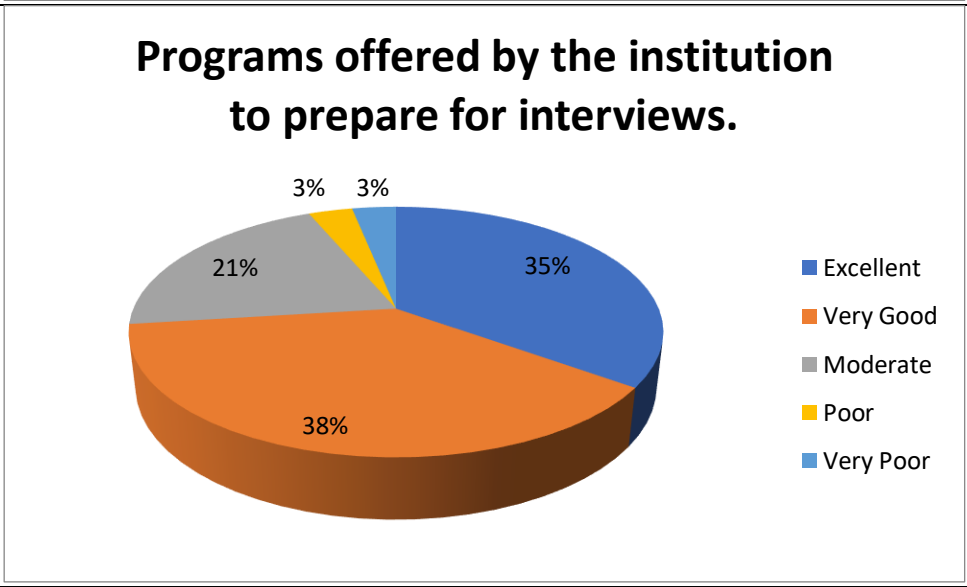 Programs offered by the institution to prepare for interviews. 3% 3% 21% 35% 38% Excellent Very Good Moderate Poor Very Poor

11		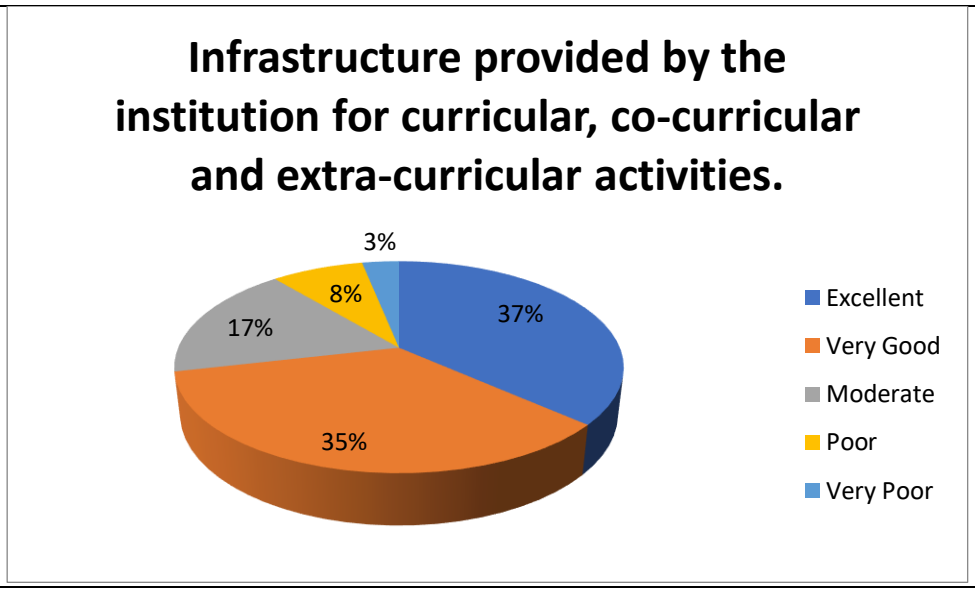

Infrastructure provided by the institution for curricular, co-curricular and extra-curricular activities.
3%
8%
17%
37%
35%
Excellent
Very Good
Moderate
Poor
Very Poor

Feedback Analysis
Faculty

Feedback Result Analysis from Faculties

TOTAL: 38

S.No.	Statement	Strongly Agree	Agree	Neutral	Disagree	Strongly Disagree
1	The objectives and aims of the syllabus are clearly articulated.	16	14	6	1	1
2	The syllabus is well-suited to the course requirements.	15	13	8	2	0
3	The course facilitates the development of analysis and problem-solving skills.	17	12	7	1	1
4	Textbooks and reference materials are readily available to cover the syllabus contents.	14	15	8	0	1
5	The CBCS (Choice Based Credit System) pattern enhances the learning experience.	18	11	8	1	0
6	The syllabus effectively addresses the gap between industry standards and academia.	16	13	7	1	1
7	The time allocated for syllabus coverage within the specified hours is appropriate.	15	14	7	1	1
8	The level of skills and knowledge acquired upon course completion is satisfactory.	17	13	6	2	0
9	The syllabus provides ample opportunities for undertaking projects.	16	12	9	0	1
10	The course assists students in interview preparation.	14	15	8	1	0

Grand Total	**158**	**132**	**74**	**10**	**6**

Summary Table of Result Analysis (Faculties)

Scale/ Statement	Strongly Agree	Agree	Neutral	Disagree	Strongly Disagree
1	42.11%	36.84%	15.79%	2.63%	2.63%
2	39.47%	34.21%	21.05%	5.26%	0.00%
3	44.74%	31.58%	18.42%	2.63%	2.63%
4	36.84%	39.47%	21.05%	0.00%	2.63%
5	47.37%	28.95%	21.05%	2.63%	0.00%
6	42.11%	34.21%	18.42%	2.63%	2.63%
7	39.47%	36.84%	18.42%	2.63%	2.63%
8	44.74%	34.21%	15.79%	5.26%	0.00%
9	42.11%	31.58%	23.68%	0.00%	2.63%
10	36.84%	39.47%	21.05%	2.63%	0.00%

Feedback Result Analysis from Faculties

S.No.	Result Analysis
1	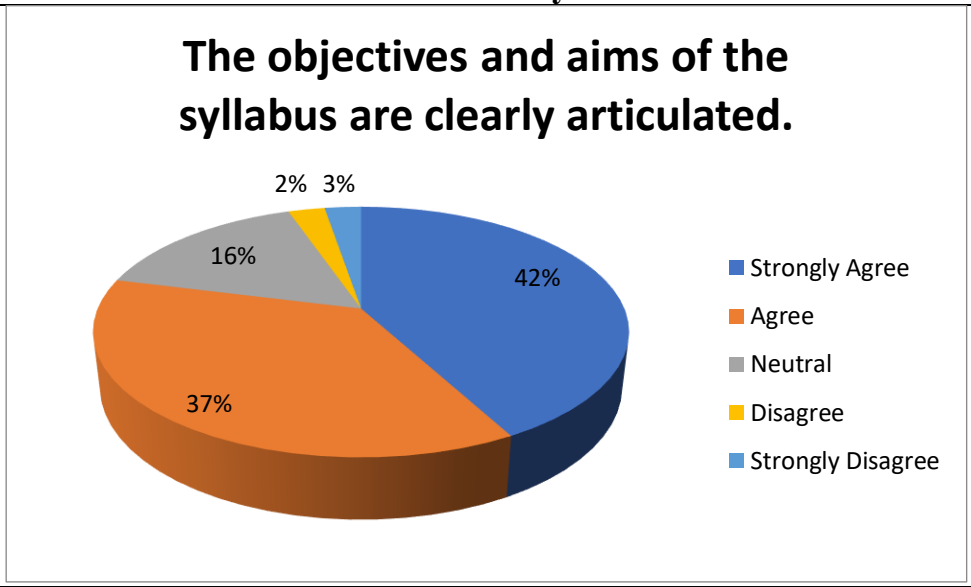
2	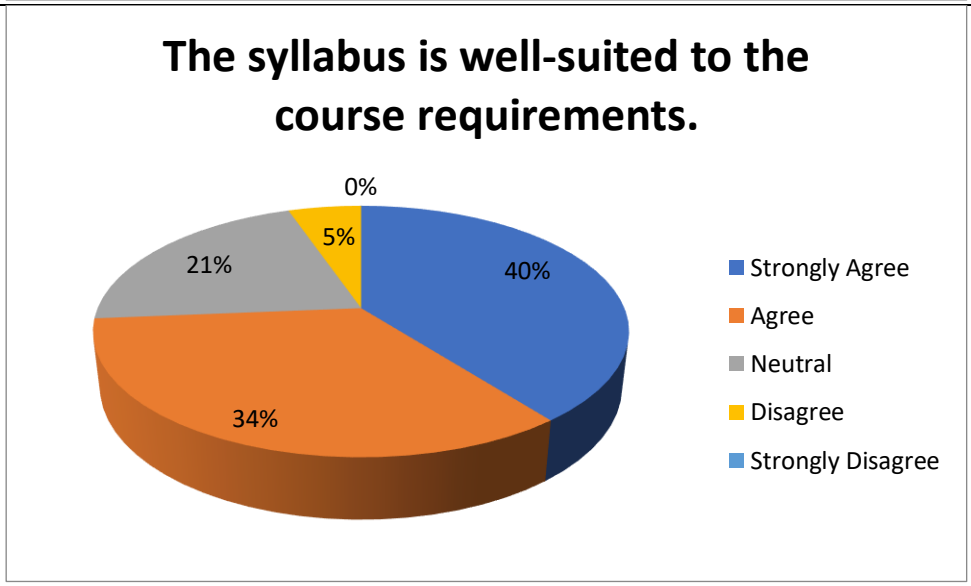

3		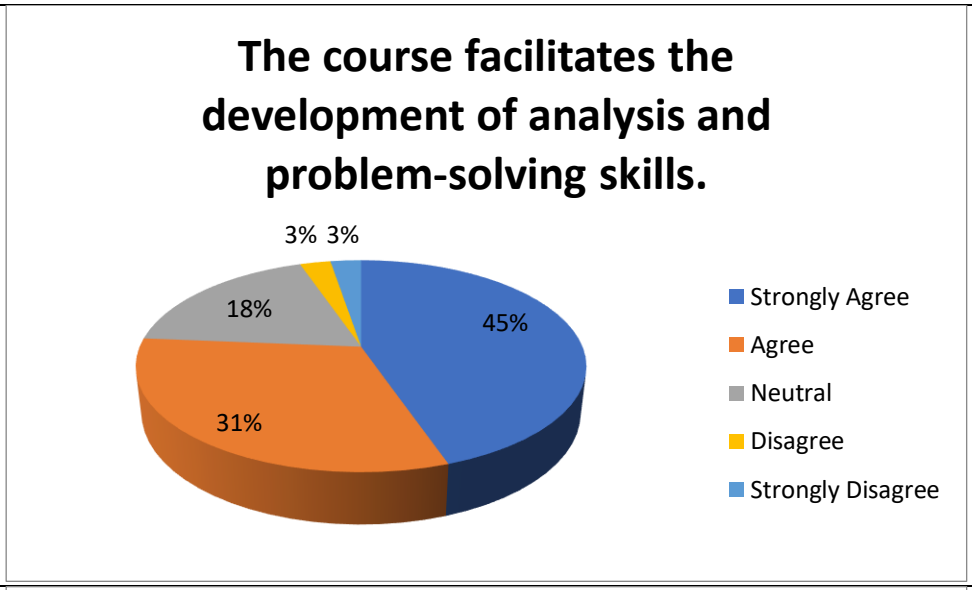 The course facilitates the development of analysis and problem-solving skills. 3% 3% 18% 45% 31% Strongly Agree Agree Neutral Disagree Strongly Disagree
4		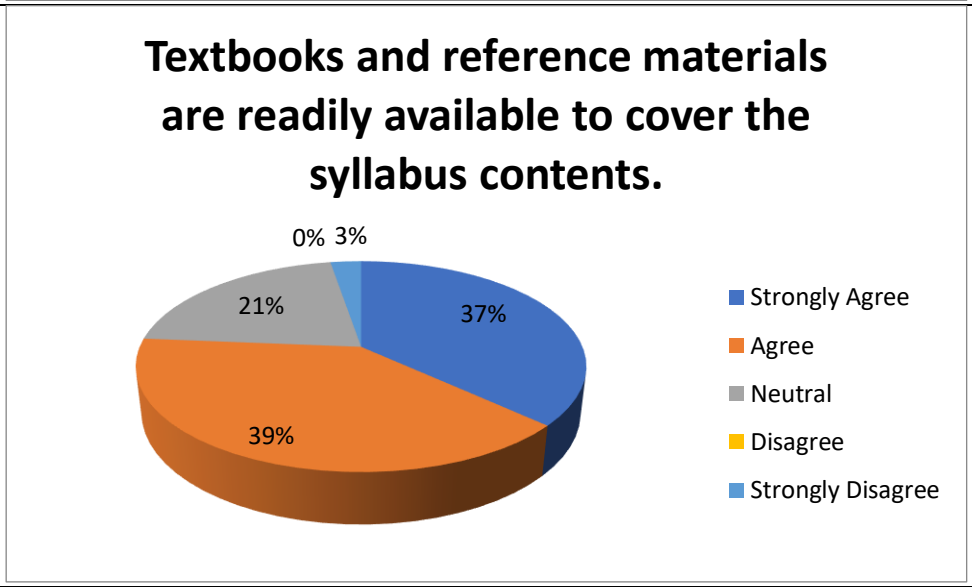 Textbooks and reference materials are readily available to cover the syllabus contents. 0% 3% 21% 37% 39% Strongly Agree Agree Neutral Disagree Strongly Disagree

5		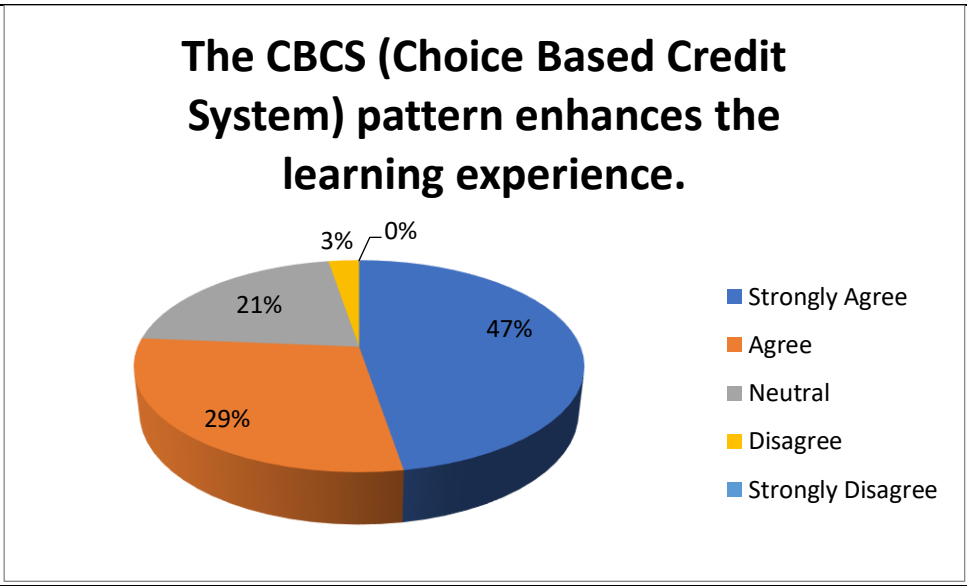 The CBCS (Choice Based Credit System) pattern enhances the learning experience. 3% 0% 21% 47% 29% Strongly Agree Agree Neutral Disagree Strongly Disagree
6		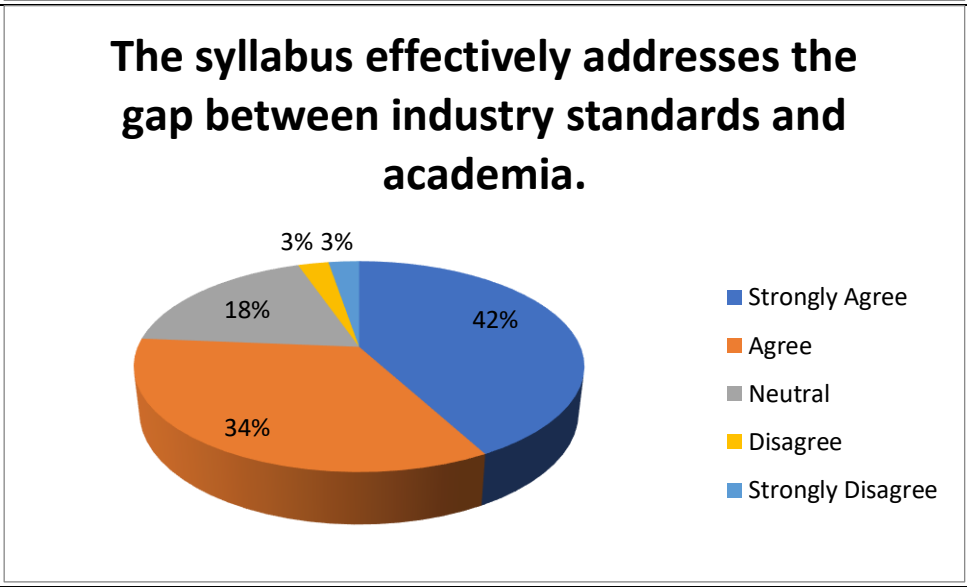 The syllabus effectively addresses the gap between industry standards and academia. 3% 3% 18% 42% 34% Strongly Agree Agree Neutral Disagree Strongly Disagree

7		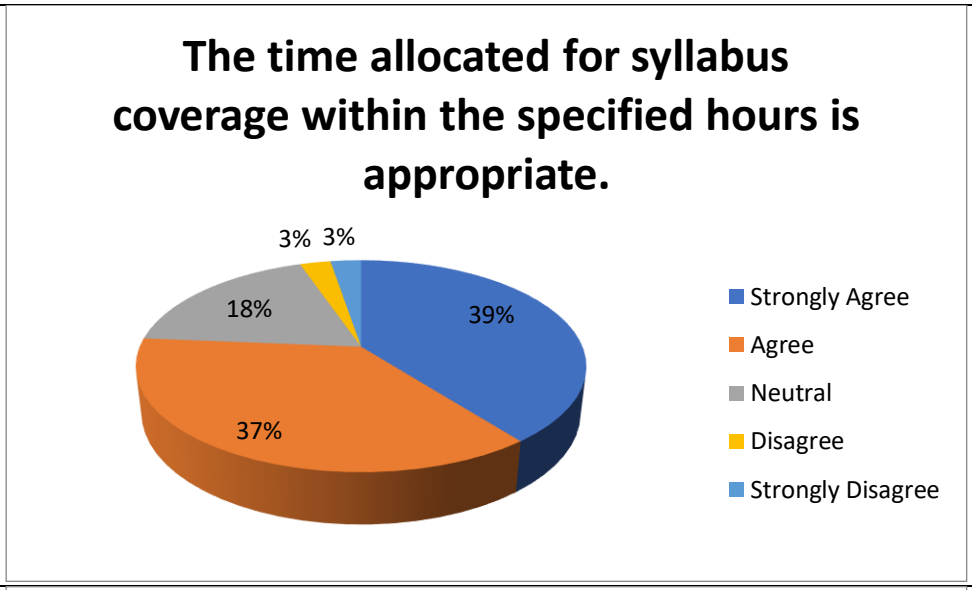 The time allocated for syllabus coverage within the specified hours is appropriate. 3% 3% 18% 39% 37% Strongly Agree Agree Neutral Disagree Strongly Disagree
8		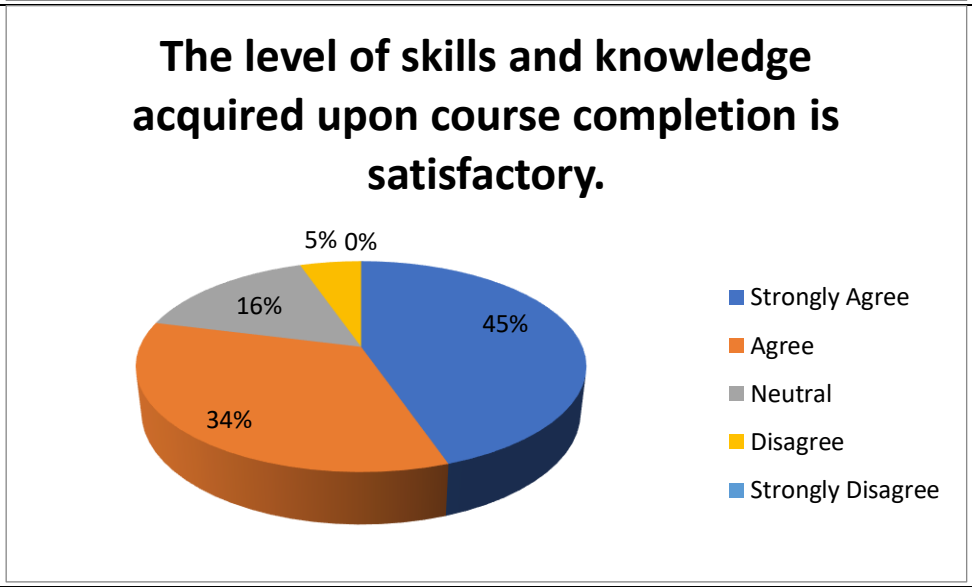 The level of skills and knowledge acquired upon course completion is satisfactory. 5% 0% 16% 45% 34% Strongly Agree Agree Neutral Disagree Strongly Disagree

9		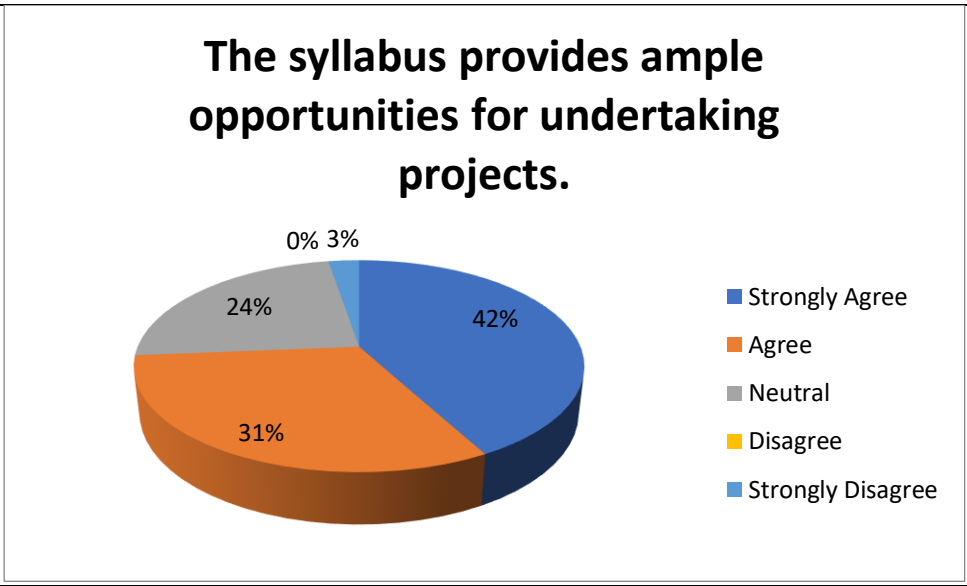 The syllabus provides ample opportunities for undertaking projects. 0% 3% 24% 42% 31% Strongly Agree Agree Neutral Disagree Strongly Disagree
10		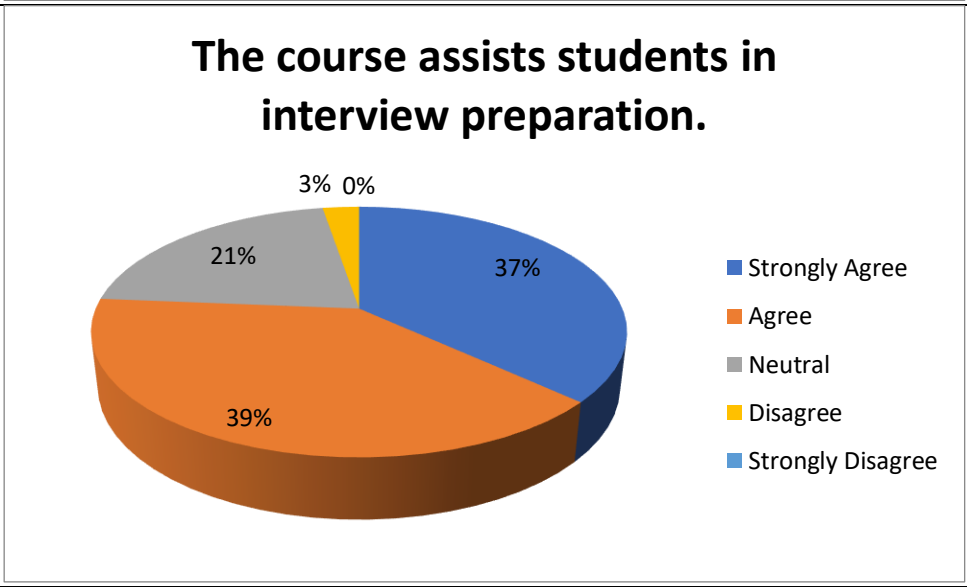 The course assists students in interview preparation. 3% 0% 21% 37% 39% Strongly Agree Agree Neutral Disagree Strongly Disagree

Feedback Analysis
Employers

Feedback Result Analysis from Employers

TOTAL: 34

S.No.	Statement	Excellent	Very Good	Moderate	Poor	Very Poor
1	Work attitude	14	12	5	2	1
2	Learning capability	13	13	6	1	1
3	Planning and organizational skills	12	14	6	1	1
4	Oral communication proficiency	14	11	6	2	1
5	Professional demeanour	16	12	4	1	1
6	Interpersonal relationships	15	11	5	2	1
7	Ability to embrace new ideas and learn new techniques	13	12	5	2	2
8	Relationship with seniors, peers, and subordinates	14	13	4	2	1
9	Willingness to take on additional responsibilities	15	12	4	2	1
10	Creativity and innovativeness	14	13	5	2	0

11	Teamwork abilities	13	13	5	2	1
12	Leadership qualities	13	14	4	2	1
	Grand Total	**166**	**150**	**59**	**21**	**12**

Summary Table of Result Analysis (Employers)

Scale/ Statement	Excellent	Very Good	Moderate	Poor	Very Poor
1	41.18%	35.29%	14.71%	5.88%	2.94%
2	38.24%	38.24%	17.65%	2.94%	2.94%
3	35.29%	41.18%	17.65%	2.94%	2.94%
4	41.18%	32.35%	17.65%	5.88%	2.94%
5	47.06%	35.29%	11.76%	2.94%	2.94%
6	44.12%	32.35%	14.71%	5.88%	2.94%
7	38.24%	35.29%	14.71%	5.88%	5.88%
8	41.18%	38.24%	11.76%	5.88%	2.94%
9	44.12%	35.29%	11.76%	5.88%	2.94%
10	41.18%	38.24%	14.71%	5.88%	0%
11	38.24%	38.24%	14.71%	5.88%	2.94%
12	38.24%	41.18%	11.76%	5.88%	2.94%

Feedback Result Analysis from Employer

S.No.	Result Analysis
1	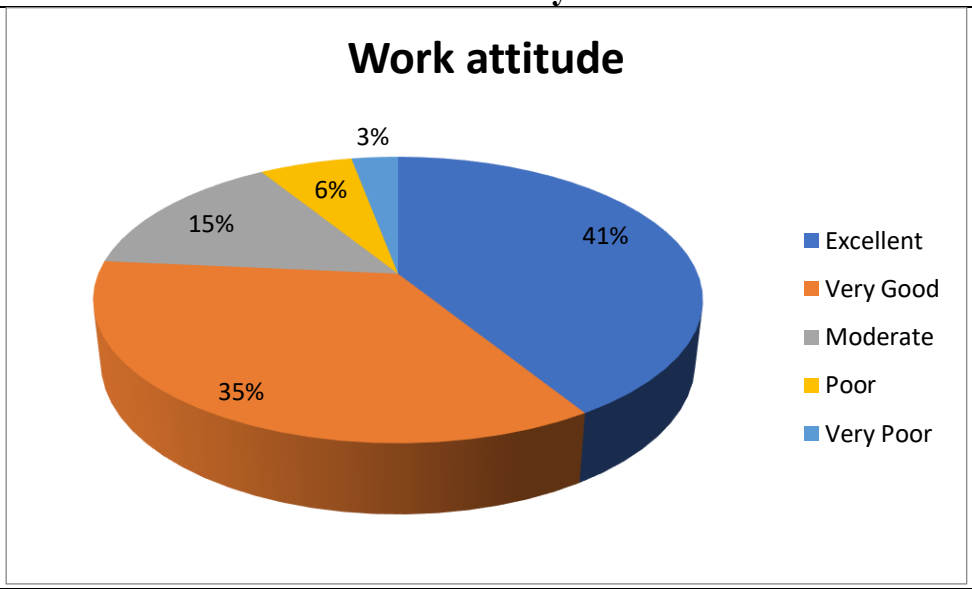
2	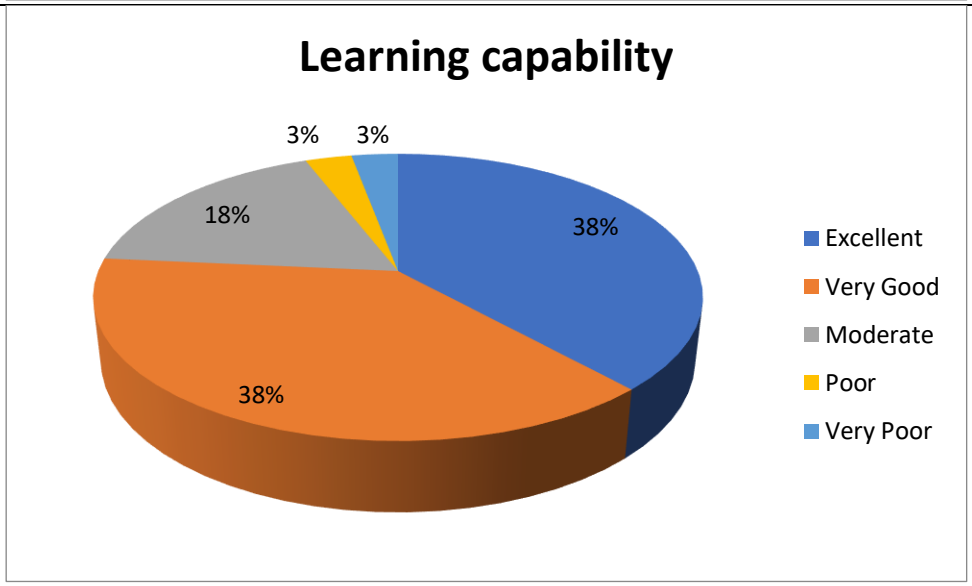

3		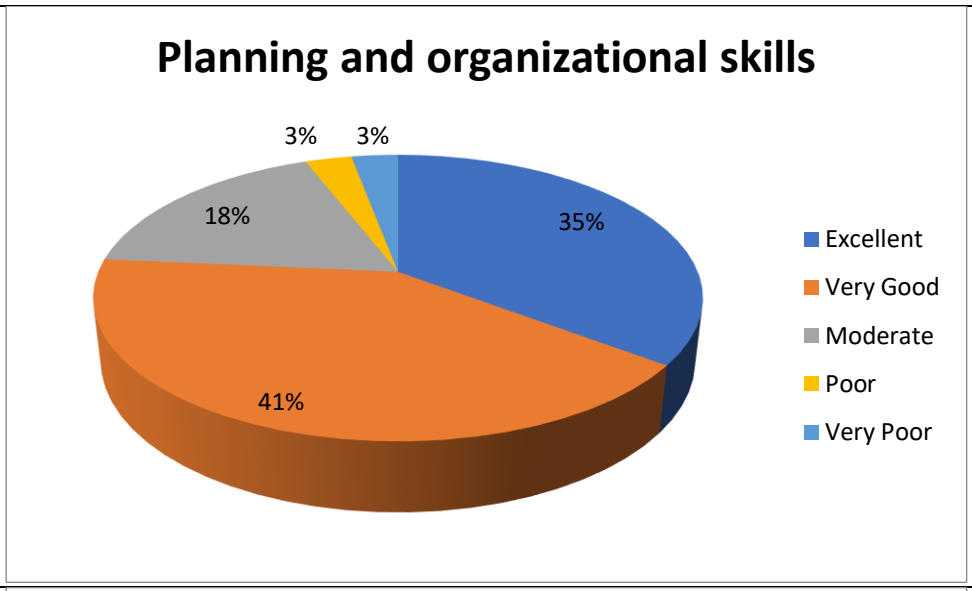 Planning and organizational skills 3% 3% 18% 35% 41% Excellent Very Good Moderate Poor Very Poor
4		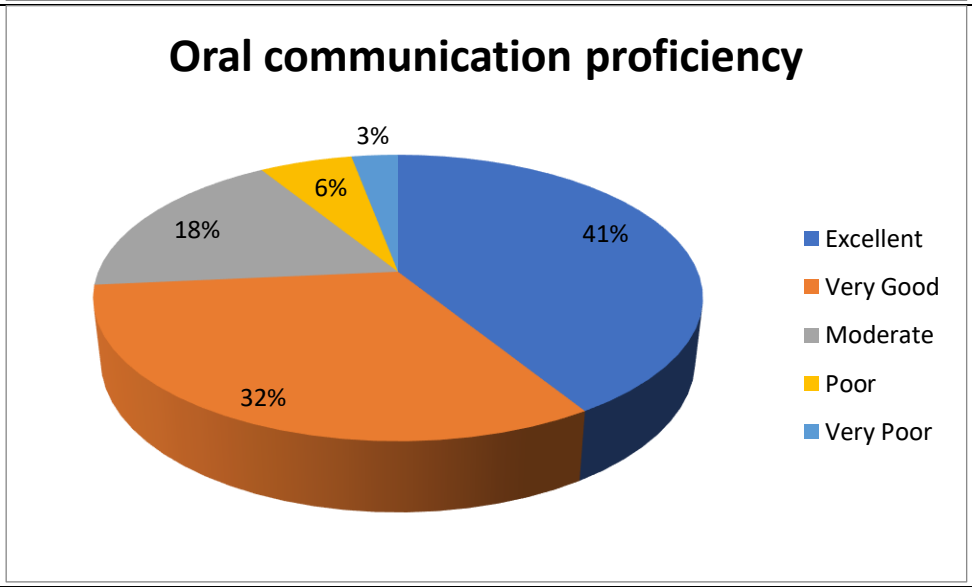 Oral communication proficiency 3% 6% 18% 41% 32% Excellent Very Good Moderate Poor Very Poor

5		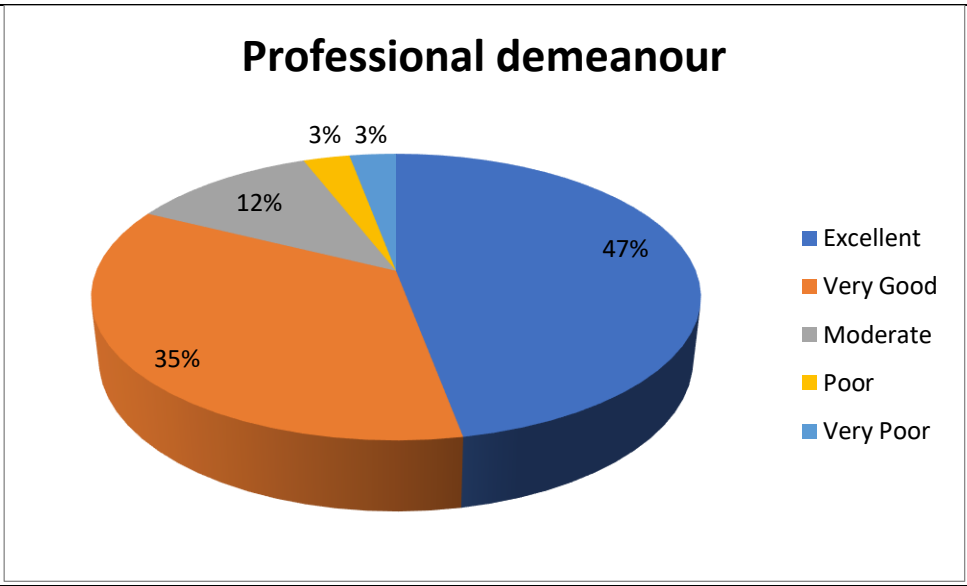 Professional demeanour 3% 3% 12% 47% 35% Excellent Very Good Moderate Poor Very Poor
6		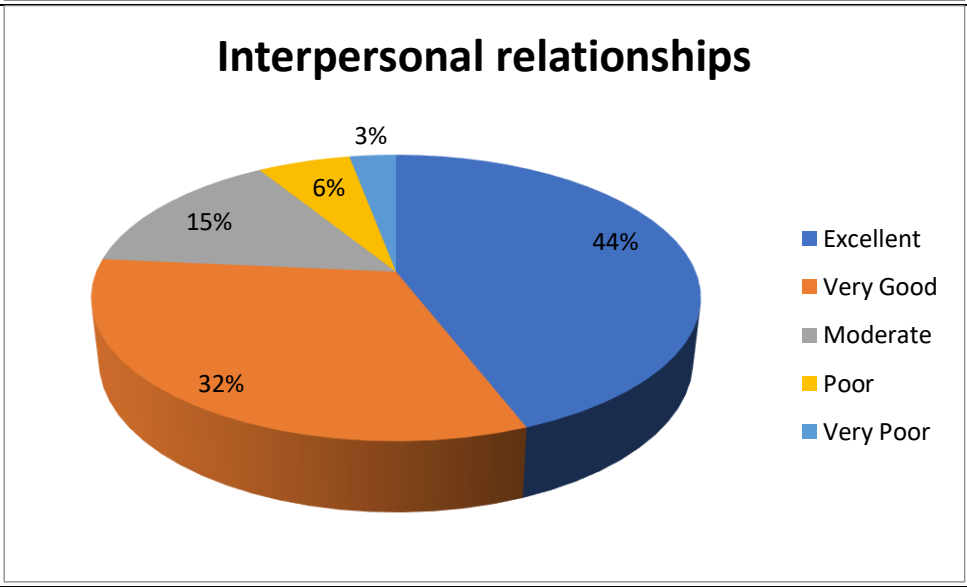 Interpersonal relationships 3% 6% 15% 44% 32% Excellent Very Good Moderate Poor Very Poor

7		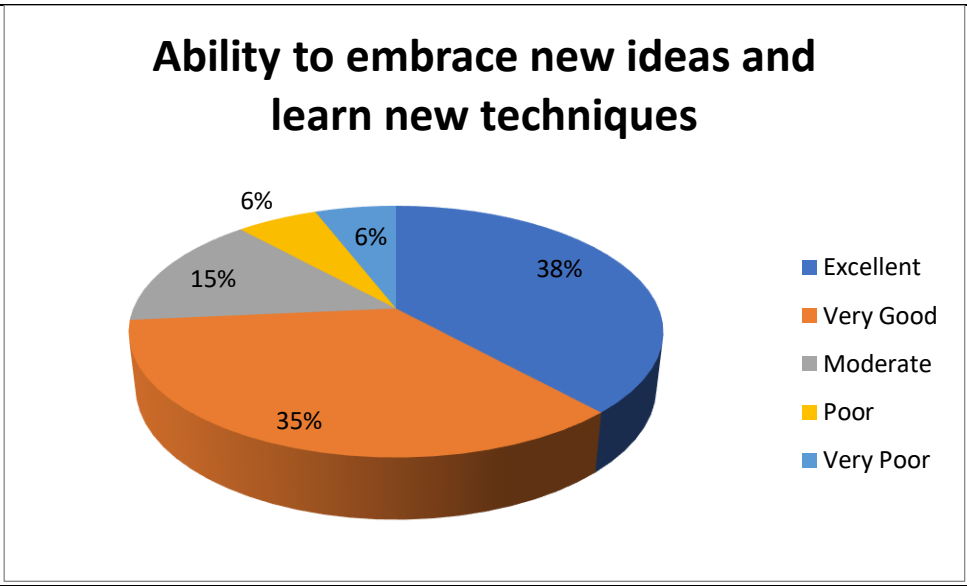 Ability to embrace new ideas and learn new techniques 6% 6% 15% 38% 35% Excellent Very Good Moderate Poor Very Poor
8		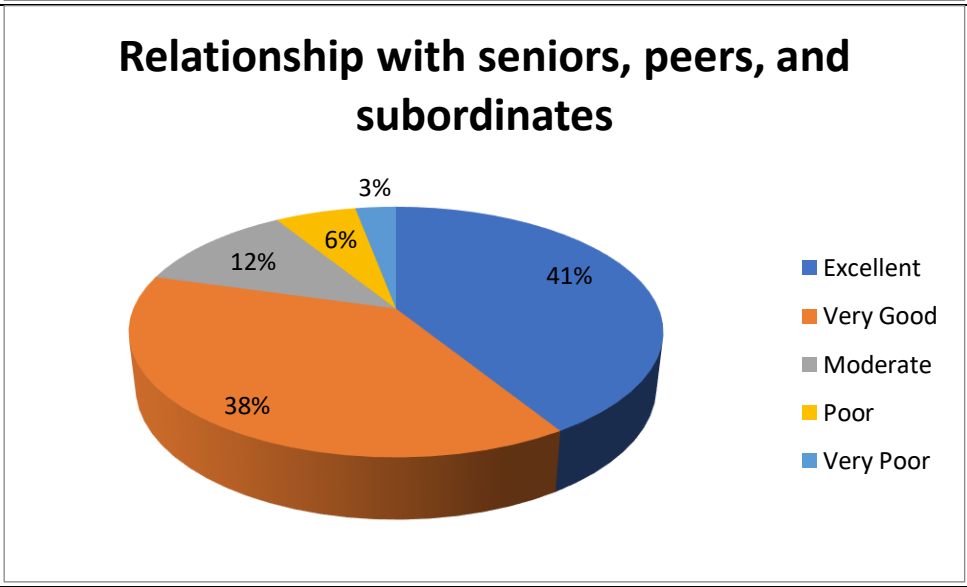 Relationship with seniors, peers, and subordinates 3% 6% 12% 41% 38% Excellent Very Good Moderate Poor Very Poor

9		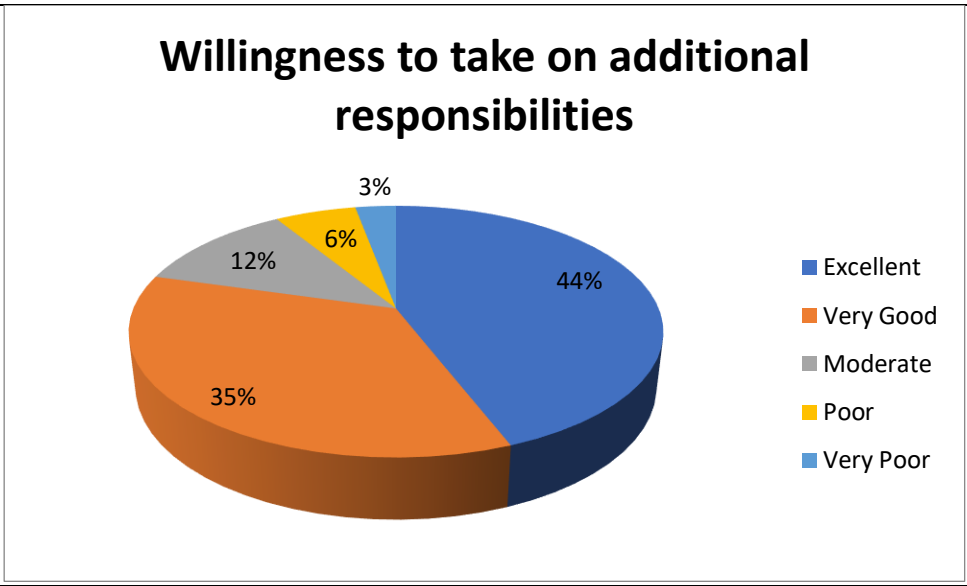 Willingness to take on additional responsibilities 3% 6% 12% 44% 35% Excellent Very Good Moderate Poor Very Poor
10		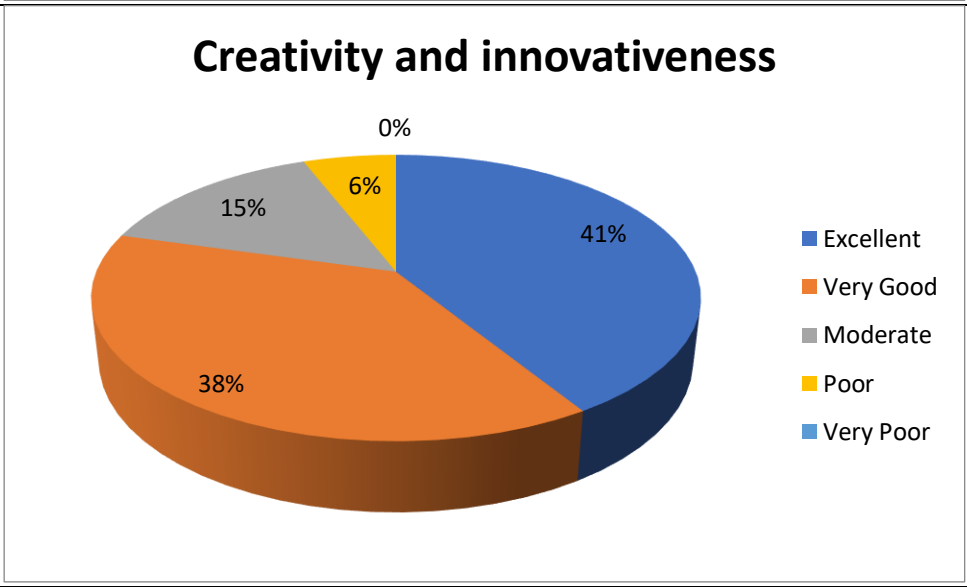 Creativity and innovativeness 0% 6% 15% 41% 38% Excellent Very Good Moderate Poor Very Poor

11		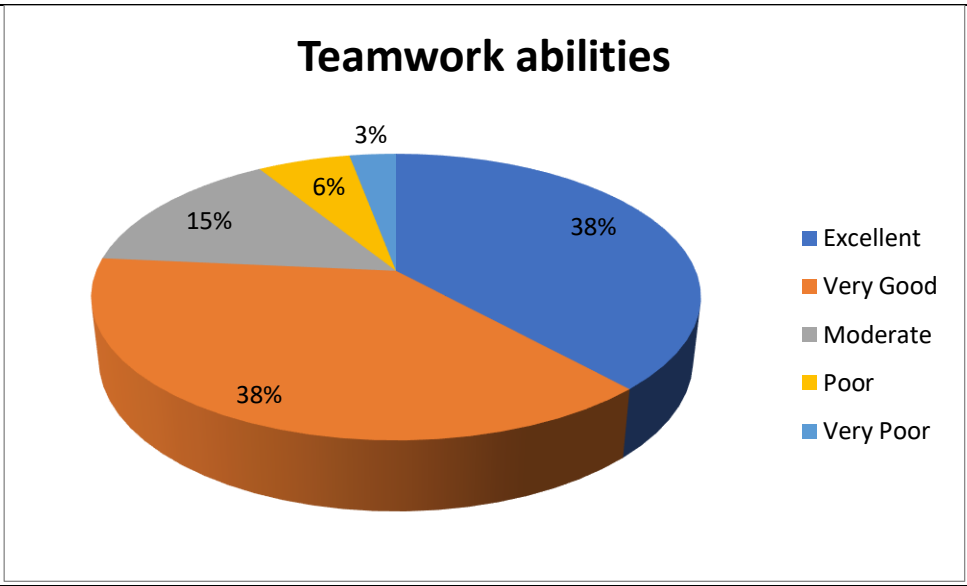 Teamwork abilities 3% 6% 15% 38% 38% Excellent Very Good Moderate Poor Very Poor
12		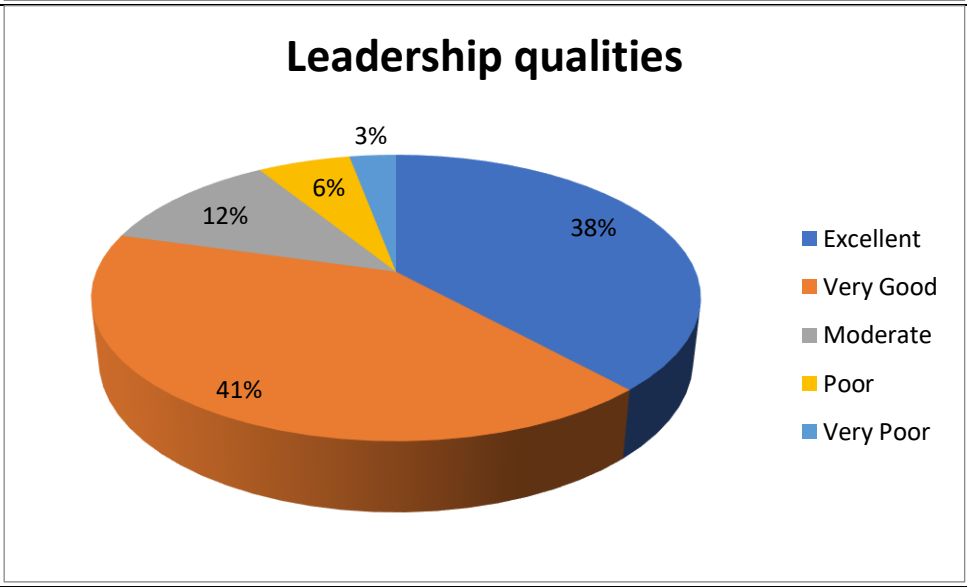 Leadership qualities 3% 6% 12% 38% 41% Excellent Very Good Moderate Poor Very Poor

Feedback Analysis
Parents

Feedback Result Analysis from Parents

TOTAL: 42

S.No.	Statement	Strongly Agree	Agree	Neutral	Disagree	Strongly Disagree
1	I am satisfied with the admission process at this institution.	18	17	5	1	1
2	The quality of teaching is satisfactory.	19	16	4	2	1
3	The campus facilities are well-maintained.	20	15	4	2	1
4	The library resources are adequate.	17	18	5	2	0
5	The institution communicates effectively with parents.	21	14	4	2	1
6	Support services for students are satisfactory.	19	16	5	1	1
7	The fee structure is reasonable and transparent.	18	17	4	2	1
8	The institution provides good placement opportunities for students.	20	15	4	2	1
9	The institution offers quality internship opportunities to students.	22	14	4	1	1
10	The institution promotes sports activities and provides necessary facilities.	19	17	3	2	1

11	Co-curricular activities (cultural events, clubs, etc.) are well-organised.	18	18	4	2	0
12	I would recommend GJIMT to other parents.	20	15	5	1	1
	Grand Total	**231**	**192**	**51**	**20**	**10**

Summary Table of Result Analysis (Parents)

Scale/ Statement	Excellent	Very Good	Moderate	Poor	Very Poor
1	42.86%	40.48%	11.90%	2.38%	2.38%
2	45.24%	38.10%	9.52%	4.76%	2.38%
3	47.62%	35.71%	9.52%	4.76%	2.38%
4	40.48%	42.86%	11.90%	4.76%	0.00%
5	50.00%	33.33%	9.52%	4.76%	2.38%
6	45.24%	38.10%	11.90%	2.38%	2.38%
7	42.86%	40.48%	9.52%	4.76%	2.38%
8	47.62%	35.71%	9.52%	4.76%	2.38%
9	52.38%	33.33%	9.52%	2.38%	2.38%
10	45.24%	40.48%	7.14%	4.76%	2.38%
11	42.86%	42.86%	9.52%	4.76%	0.00%
12	47.62%	35.71%	11.90%	2.38%	2.38%

Feedback Result Analysis from Parents

S.No.	Result Analysis
1	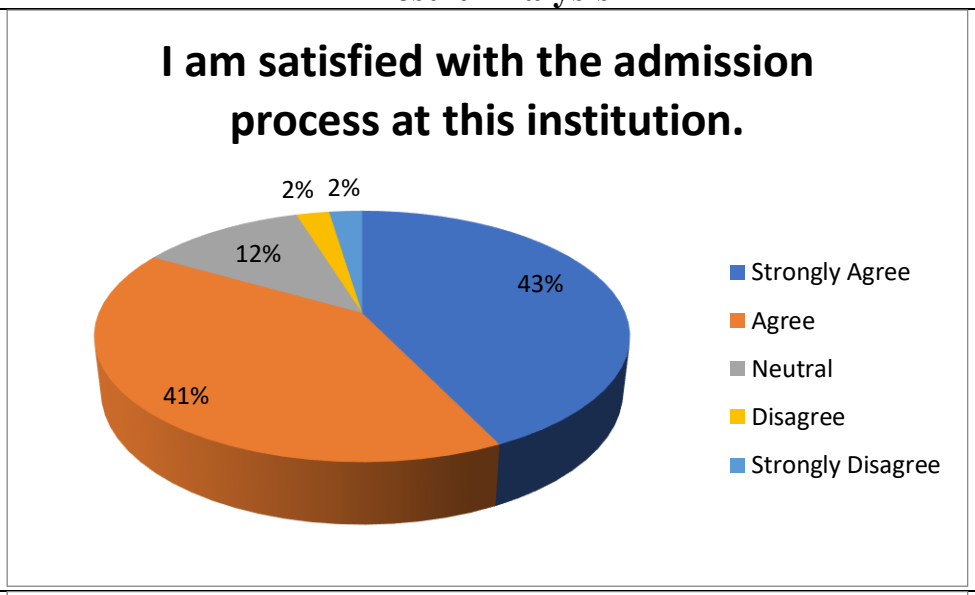
2	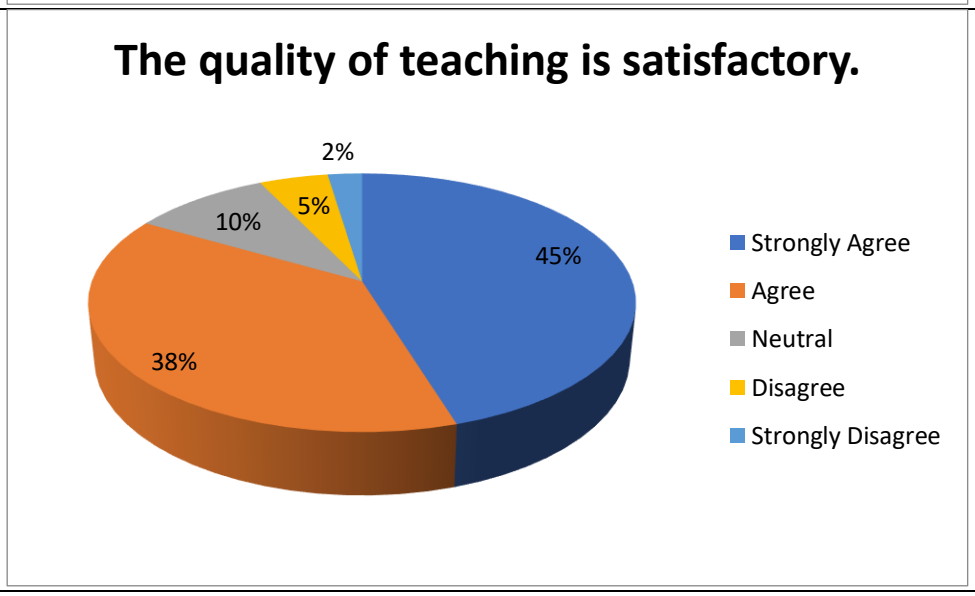

3		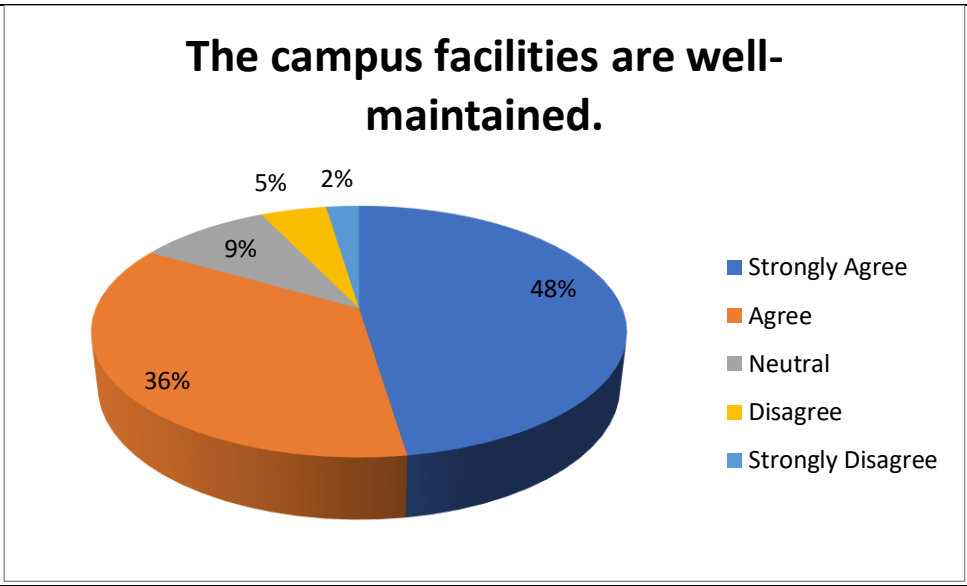 The campus facilities are well-maintained. 5% 2% 9% 48% 36% Strongly Agree Agree Neutral Disagree Strongly Disagree
4		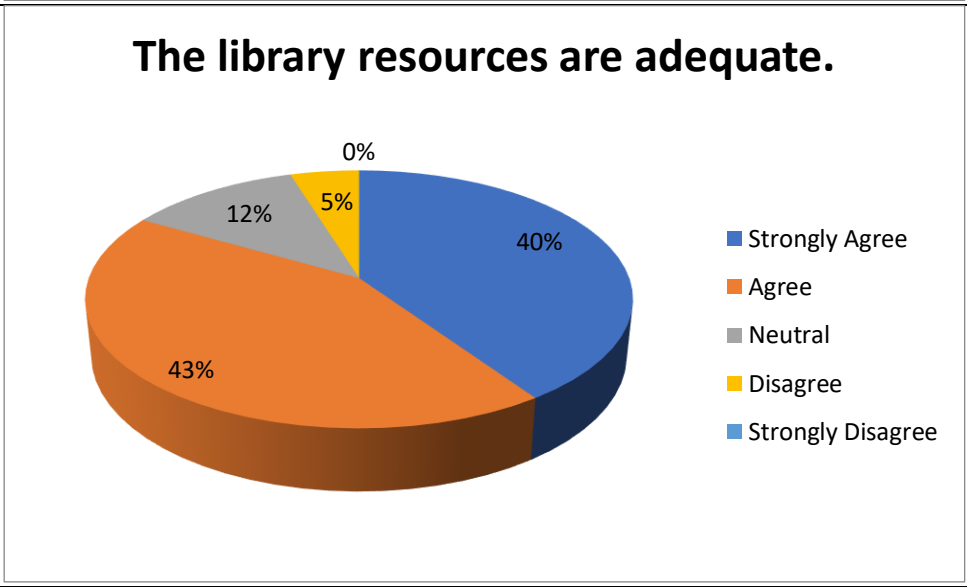 The library resources are adequate. 0% 5% 12% 40% 43% Strongly Agree Agree Neutral Disagree Strongly Disagree

5		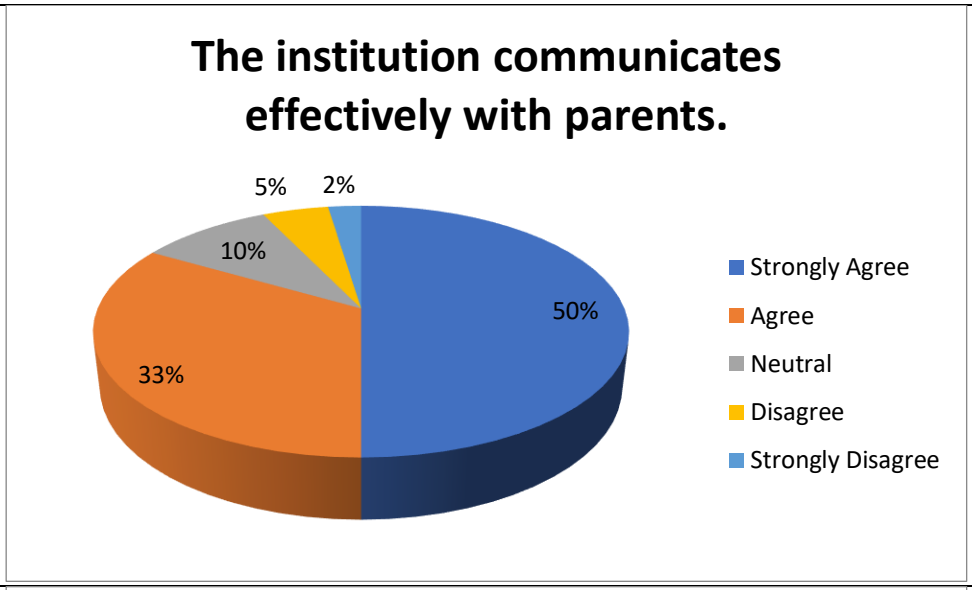 The institution communicates effectively with parents. 5% 2% 10% 50% 33% Strongly Agree Agree Neutral Disagree Strongly Disagree
6		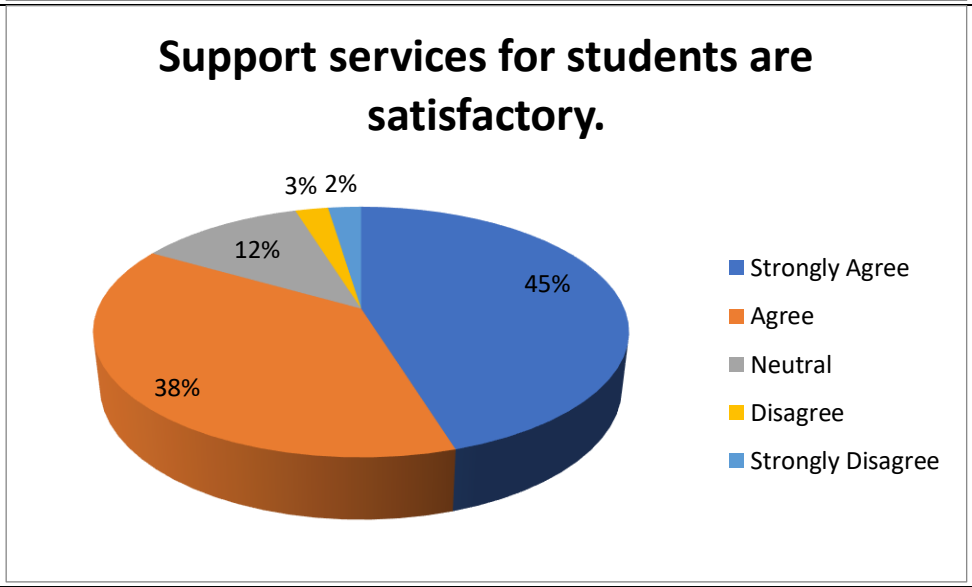 Support services for students are satisfactory. 3% 2% 12% 45% 38% Strongly Agree Agree Neutral Disagree Strongly Disagree

7		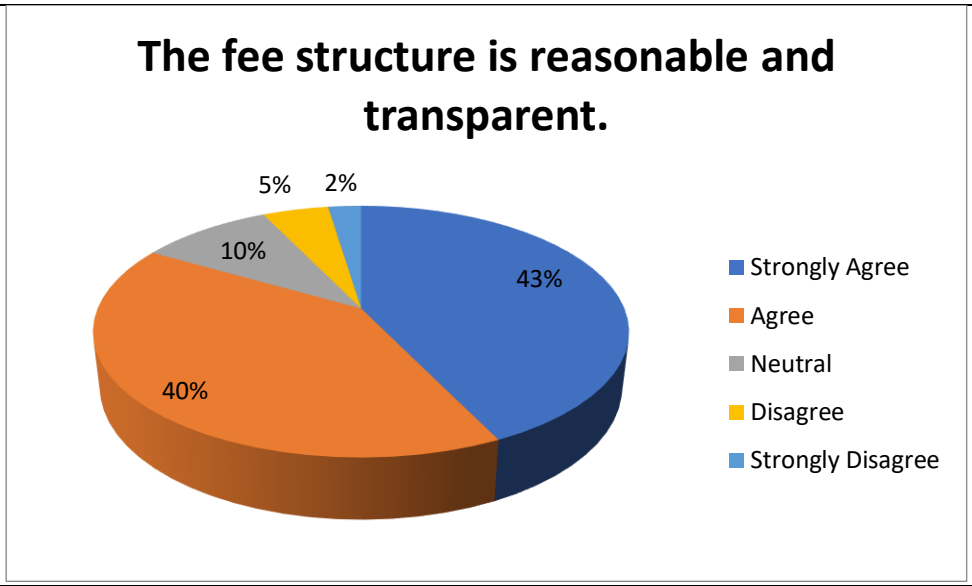 The fee structure is reasonable and transparent. 5% 2% 10% 43% 40% Strongly Agree Agree Neutral Disagree Strongly Disagree
8		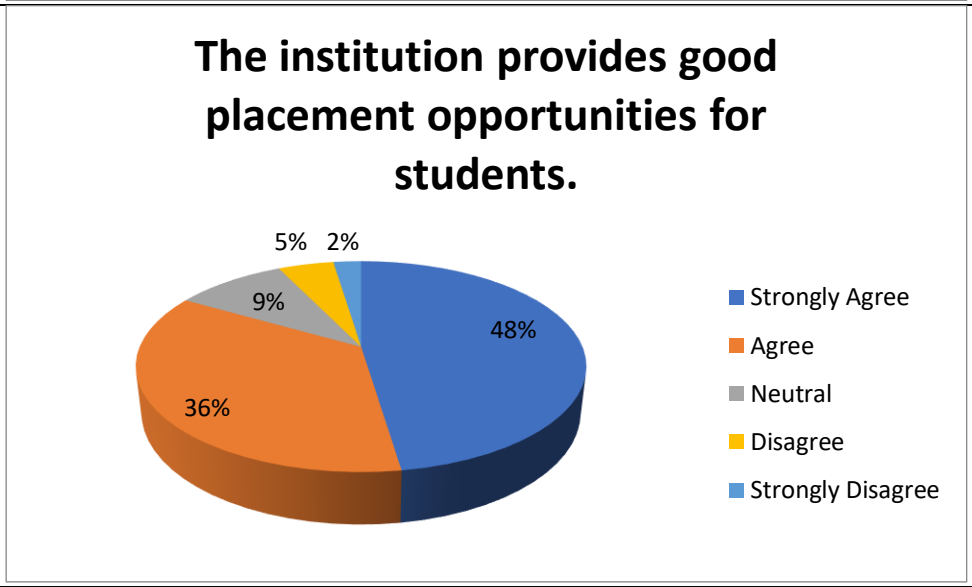 The institution provides good placement opportunities for students. 5% 2% 9% 48% 36% Strongly Agree Agree Neutral Disagree Strongly Disagree

9		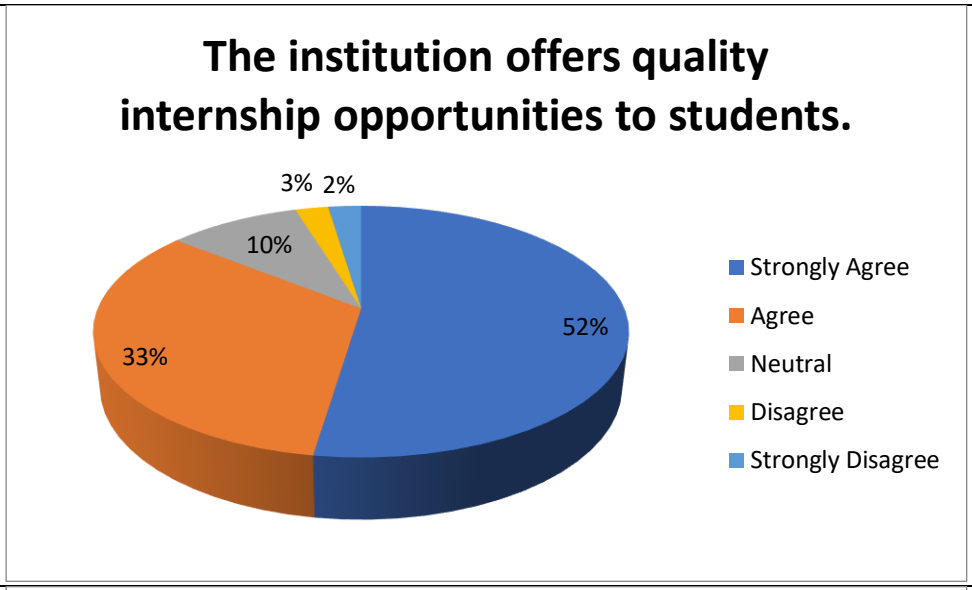 The institution offers quality internship opportunities to students. 3% 2% 10% 52% 33% Strongly Agree Agree Neutral Disagree Strongly Disagree
10		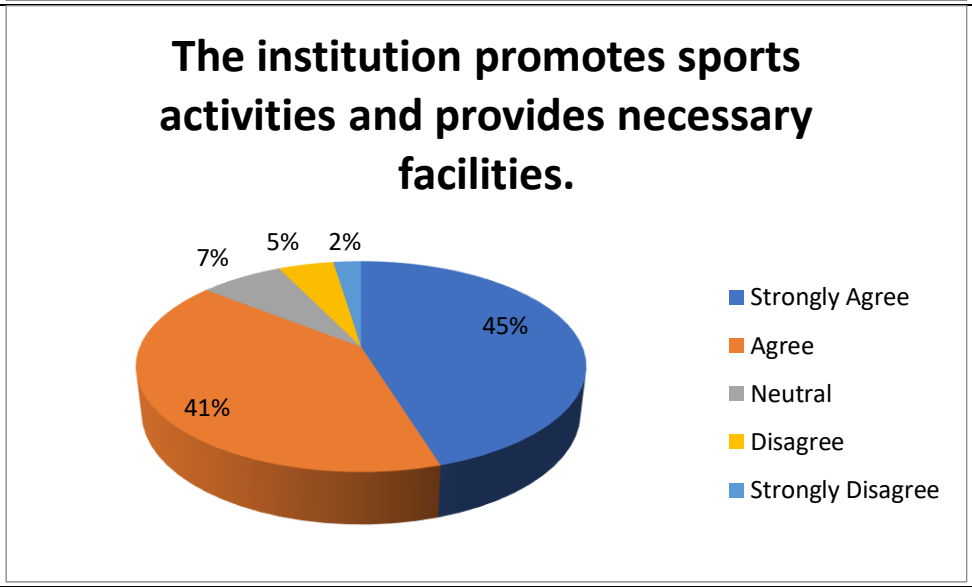 The institution promotes sports activities and provides necessary facilities. 7% 5% 2% 45% 41% Strongly Agree Agree Neutral Disagree Strongly Disagree

11		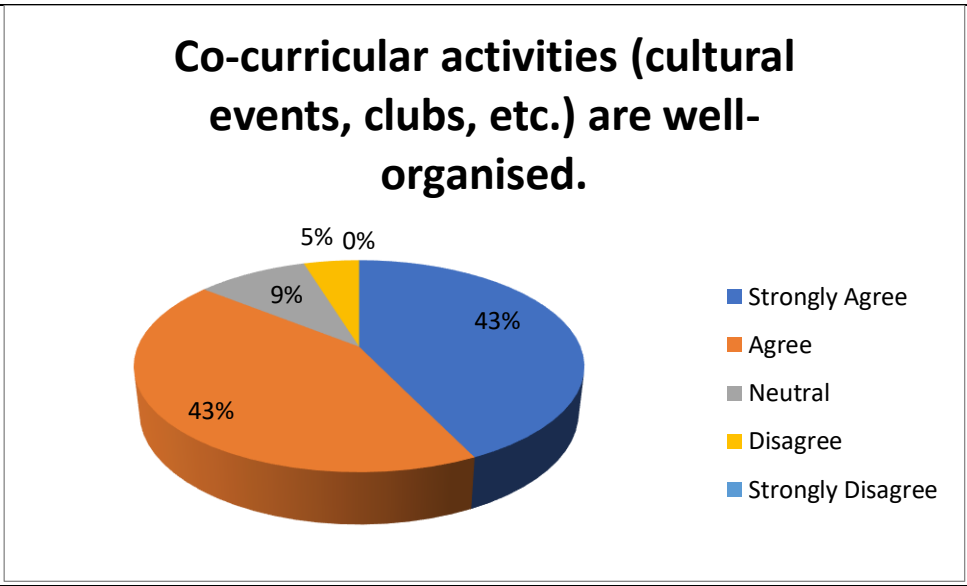 Co-curricular activities (cultural events, clubs, etc.) are well-organised. 5% 0% 9% 43% 43% Strongly Agree Agree Neutral Disagree Strongly Disagree
12		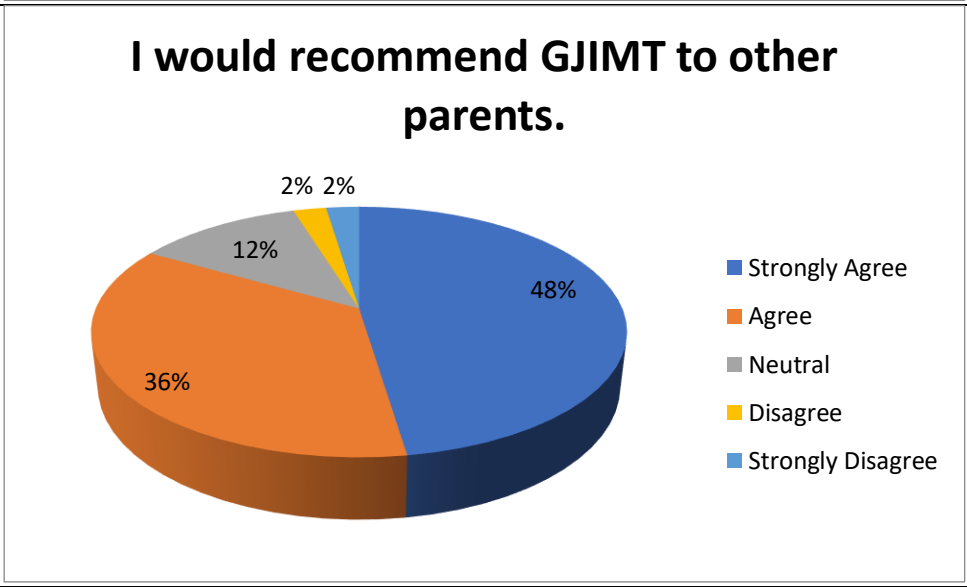 I would recommend GJIMT to other parents. 2% 2% 12% 48% 36% Strongly Agree Agree Neutral Disagree Strongly Disagree

1.4.1 QnM	***Institution obtains feedback on the academic performance and ambience of the institution from various stakeholders, such as Students, Teachers, Employers, Alumni etc. and action taken report on the feedback is made available on institutional website(Yes or No)***

INDEX

S.NO.	DESCRIPTION	Page No.
	Feedback Analysis	
1	Students	2
2	Teachers	15

July – December 2024

Feedback Analysis
Students

Feedback Result Analysis from Students

TOTAL: 742

S.No.	Statement	Strongly Agree	Agree	Neutral	Disagree	Strongly Disagree
1	Teachers arrive on time for the lecture.	290	255	150	32	15
2	Adjustments are made in case teacher is on leave.	276	263	154	34	15
3	Syllabus of the course is completed on time.	304	241	143	37	17
4	Study material and resources are shared well in time.	295	248	140	41	18
5	Teacher's communication is effective.	282	259	149	36	16
6	Teachers explain concepts using relevant examples.	287	250	153	38	14
7	Teachers refer to the current issues and advancements in the field of study.	299	245	141	39	18
8	Course outcomes and program outcomes are communicated during the start of the session.	285	257	146	36	18
9	I am fully aware of the Course Outcomes.	300	249	138	36	19

10	Teachers clear doubts during the session.	278	263	150	35	16
11	Discussions, Case studies, role plays, games, quizzes and other tools are used judiciously to make concepts clear.	291	251	144	37	19
12	Study material shared by teacher is relevant and helpful for exams.	283	259	148	36	16
13	Teachers discuss the test answers after conduct.	308	237	138	40	19
14	Evaluation process of assignments and tests is fair and just.	281	258	147	38	18
15	Staff does not discriminate among students based on gender, caste, ethnicity, socio-economic status, nationality etc.	297	246	142	38	19
16	Teachers focus on enhancing professional skills among students to make them employment ready.	288	253	147	36	18
17	Teachers encourage students to take up extra-curricular and co-curricular activities or pursue hobbies.	275	264	152	36	15
18	Library has sufficient resources related to course.	301	243	139	39	20
19	Quality of Service in Canteens is satisfactory.	294	250	145	36	17
20	Washrooms and Drinking Water Facility is hygienic and available at each floor.	289	256	146	34	17

Grand Total	**5803**	**5047**	**2912**	**734**	**344**

Summary Table of Result Analysis (Students)

Scale/ Statement	Strongly Agree	Agree	Neutral	Disagree	Strongly Disagree
1	39.08%	34.37%	20.22%	4.31%	2.02%
2	37.20%	35.44%	20.75%	4.58%	2.02%
3	40.97%	32.48%	19.27%	4.99%	2.29%
4	39.76%	33.42%	18.87%	5.53%	2.43%
5	38.01%	34.91%	20.08%	4.85%	2.16%
6	38.68%	33.69%	20.62%	5.12%	1.89%
7	40.30%	33.02%	19.00%	5.26%	2.43%
8	38.41%	34.64%	19.68%	4.85%	2.43%
9	40.43%	33.56%	18.60%	4.85%	2.56%
10	37.47%	35.44%	20.22%	4.72%	2.16%
11	39.22%	33.83%	19.41%	4.99%	2.56%
12	38.14%	34.91%	19.95%	4.85%	2.16%
13	41.51%	31.94%	18.60%	5.39%	2.56%
14	37.87%	34.77%	19.81%	5.12%	2.43%
15	40.03%	33.15%	19.14%	5.12%	2.56%
16	38.81%	34.10%	19.81%	4.85%	2.43%
17	37.06%	35.58%	20.49%	4.85%	2.02%
18	40.57%	32.75%	18.73%	5.26%	2.70%
19	39.62%	33.69%	19.54%	4.85%	2.29%
20	38.95%	34.50%	19.68%	4.58%	2.29%

Feedback Result Analysis from Students

S.No.	Result Analysis
1	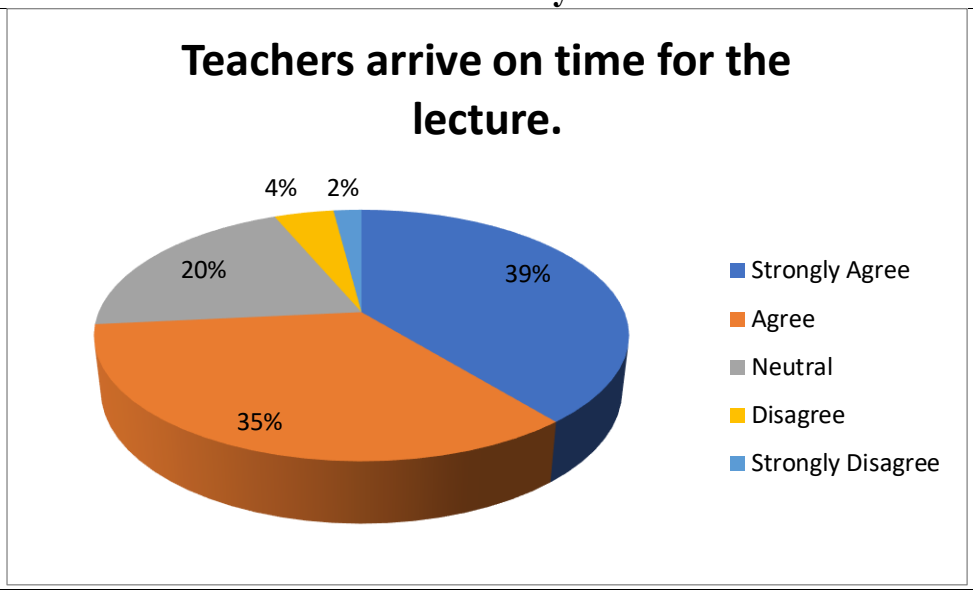
2	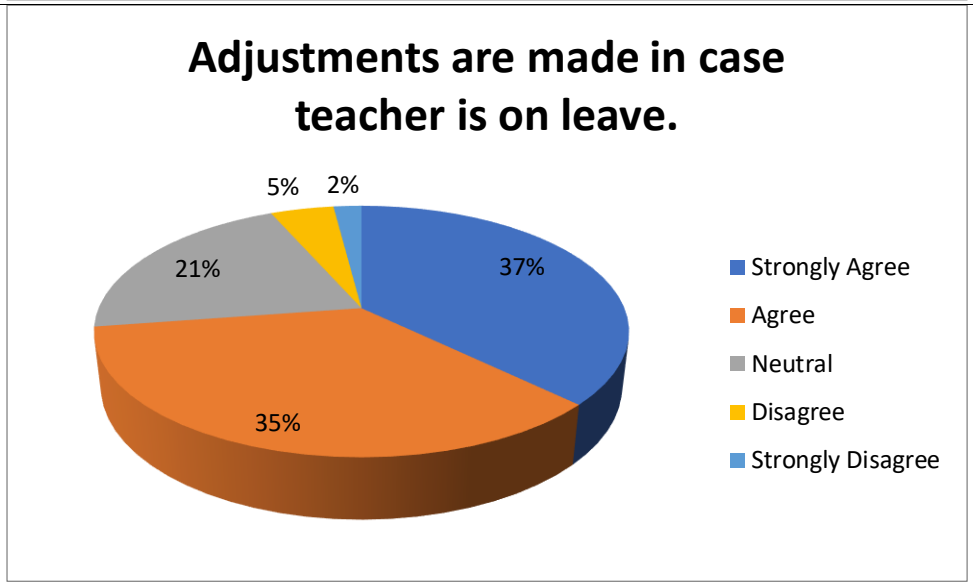

3

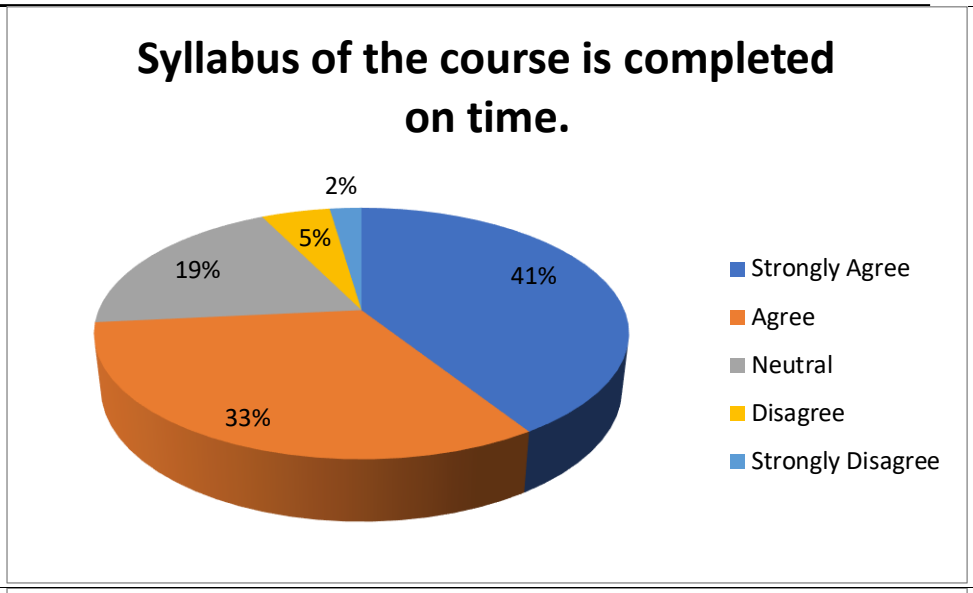
Syllabus of the course is completed on time.
2%
5%
19%
41%
33%
Strongly Agree
Agree
Neutral
Disagree
Strongly Disagree

4

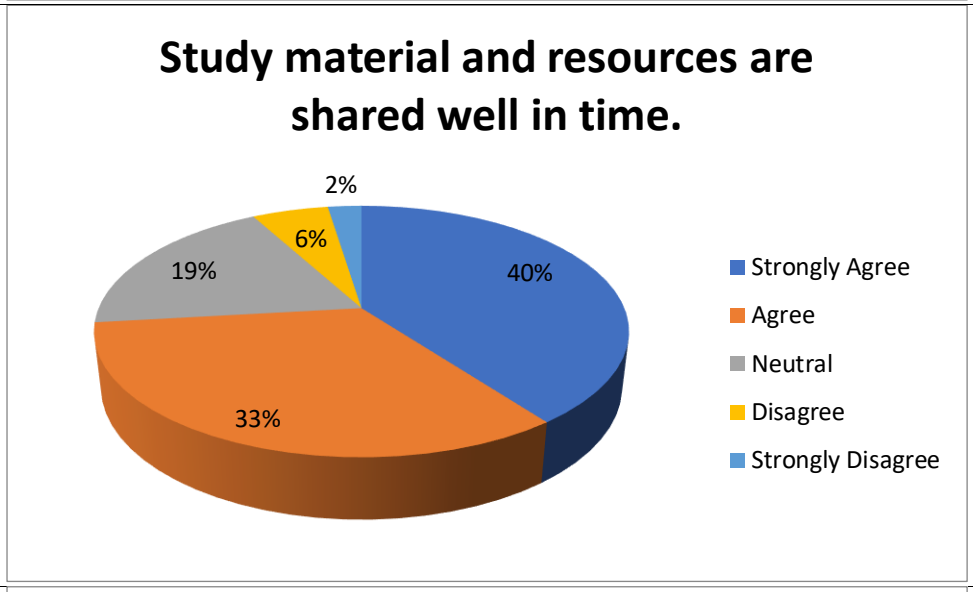
Study material and resources are shared well in time.
2%
6%
19%
40%
33%
Strongly Agree
Agree
Neutral
Disagree
Strongly Disagree

5

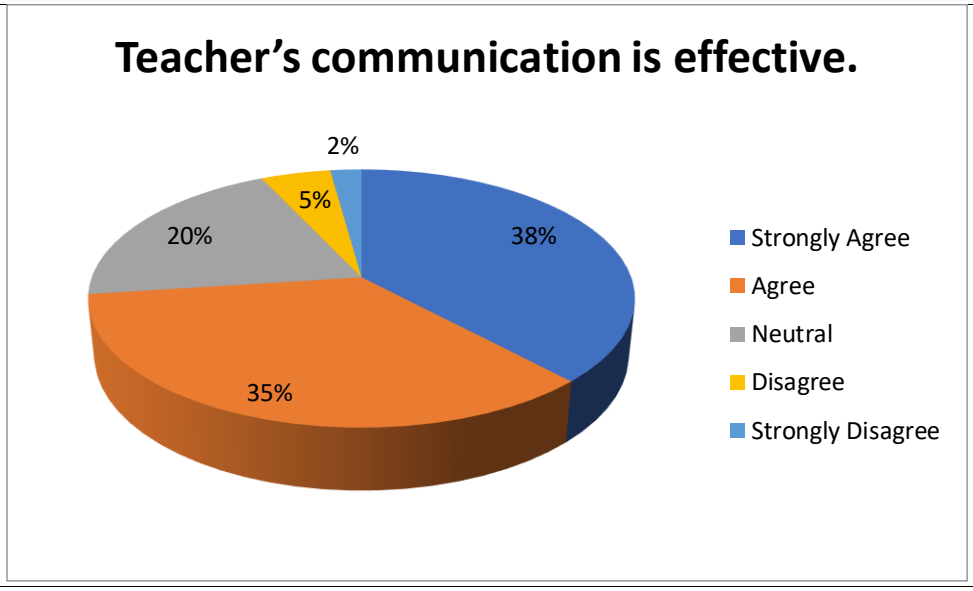
Teacher's communication is effective.
2%
5%
20%
38%
35%
Strongly Agree
Agree
Neutral
Disagree
Strongly Disagree

6		 Teachers explain concepts using relevant examples. 2% 5% 20% 39% 34% Strongly Agree Agree Neutral Disagree Strongly Disagree
7		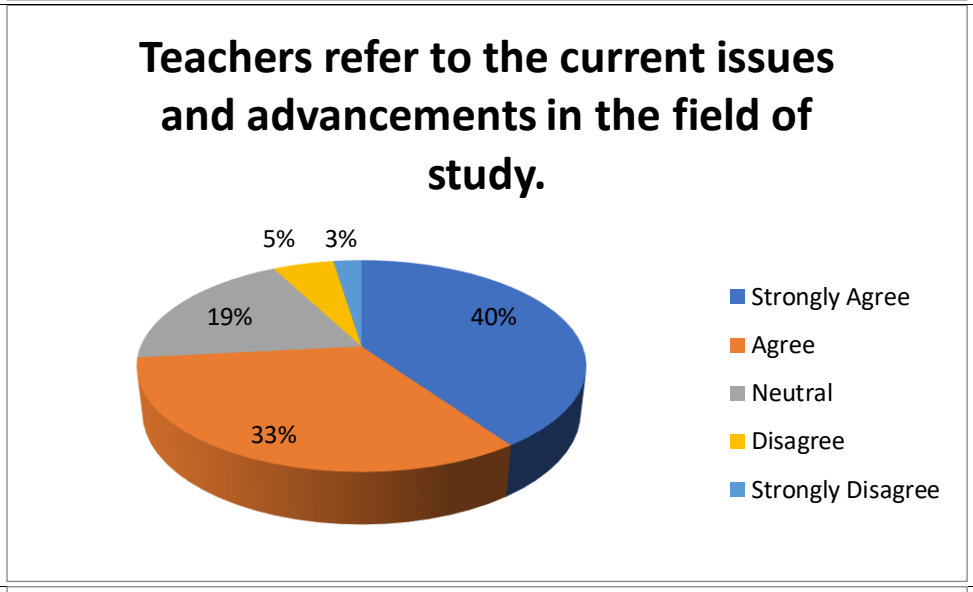 Teachers refer to the current issues and advancements in the field of study. 5% 3% 19% 40% 33% Strongly Agree Agree Neutral Disagree Strongly Disagree
8		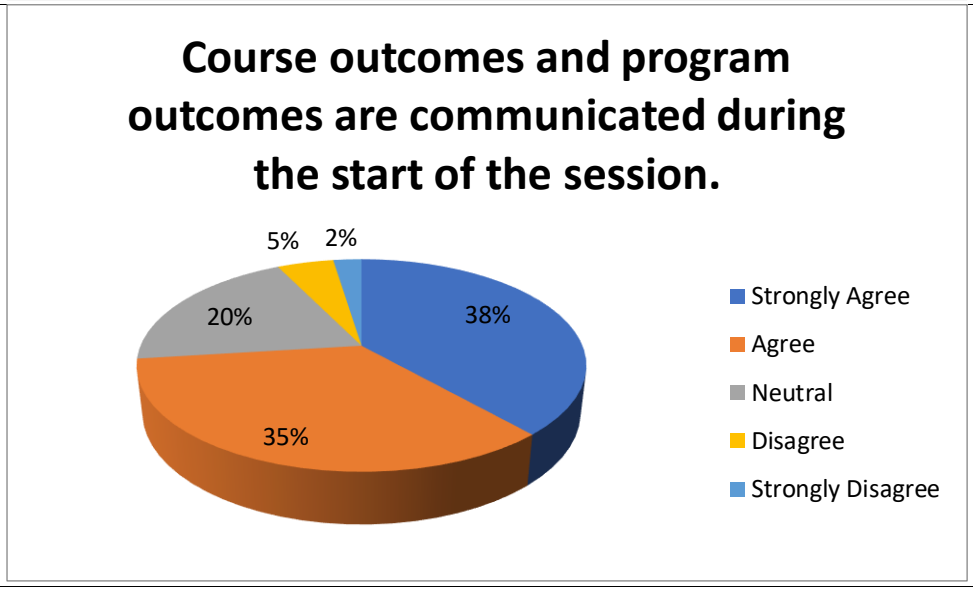 Course outcomes and program outcomes are communicated during the start of the session. 5% 2% 20% 38% 35% Strongly Agree Agree Neutral Disagree Strongly Disagree

9		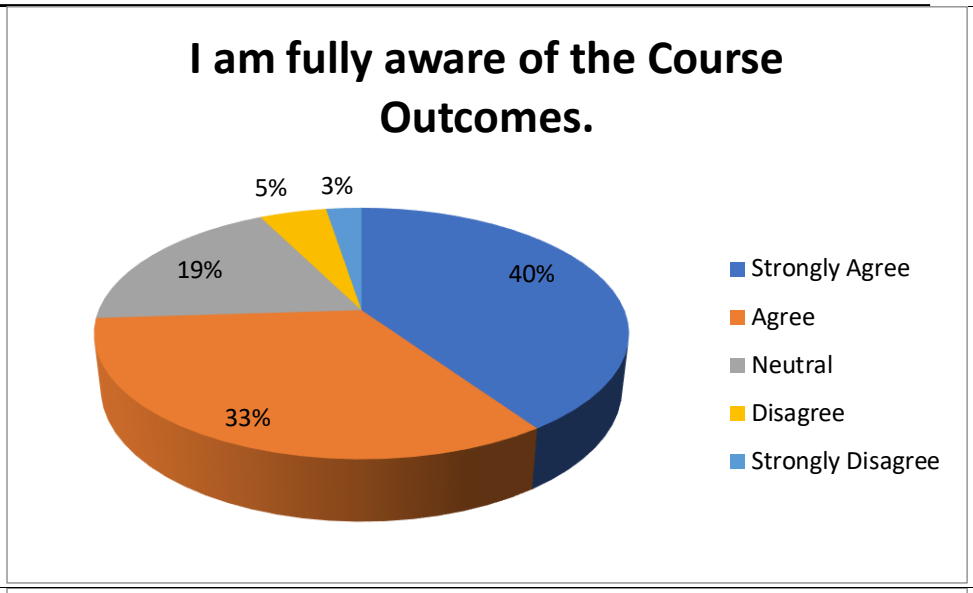 I am fully aware of the Course Outcomes. 5% 3% 19% 40% 33% Strongly Agree Agree Neutral Disagree Strongly Disagree
10		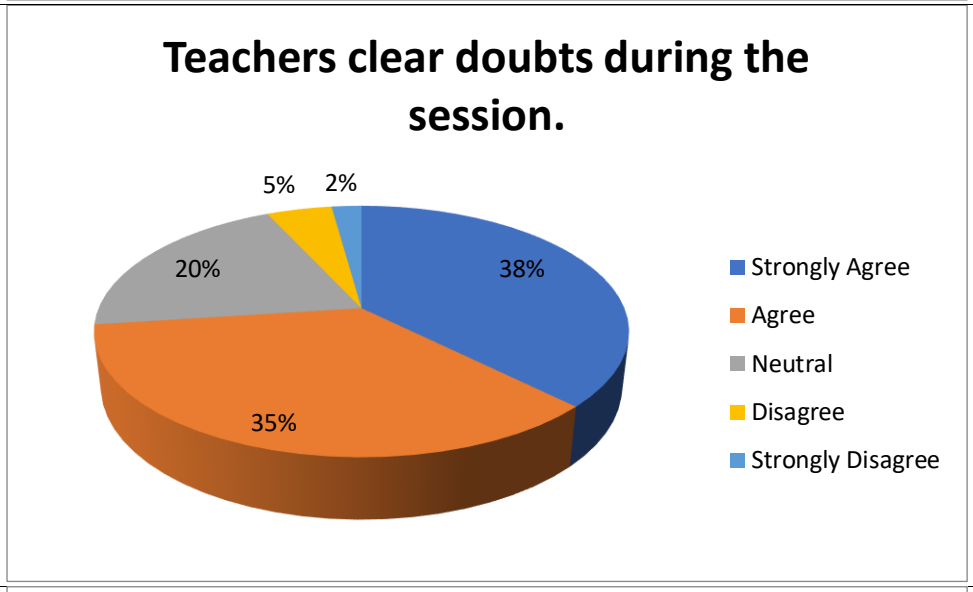 Teachers clear doubts during the session. 5% 2% 20% 38% 35% Strongly Agree Agree Neutral Disagree Strongly Disagree
11		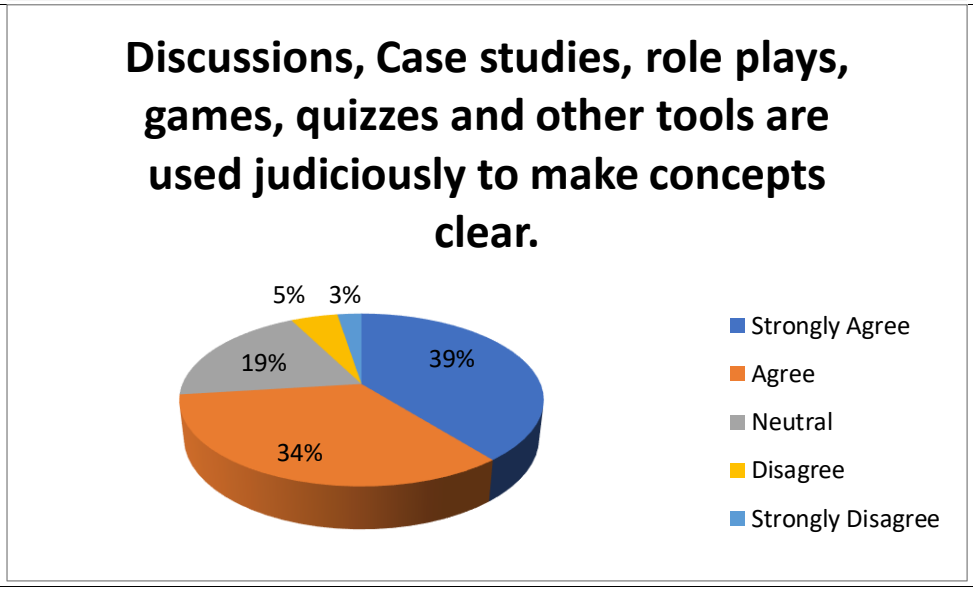 Discussions, Case studies, role plays, games, quizzes and other tools are used judiciously to make concepts clear. 5% 3% 19% 39% 34% Strongly Agree Agree Neutral Disagree Strongly Disagree

12	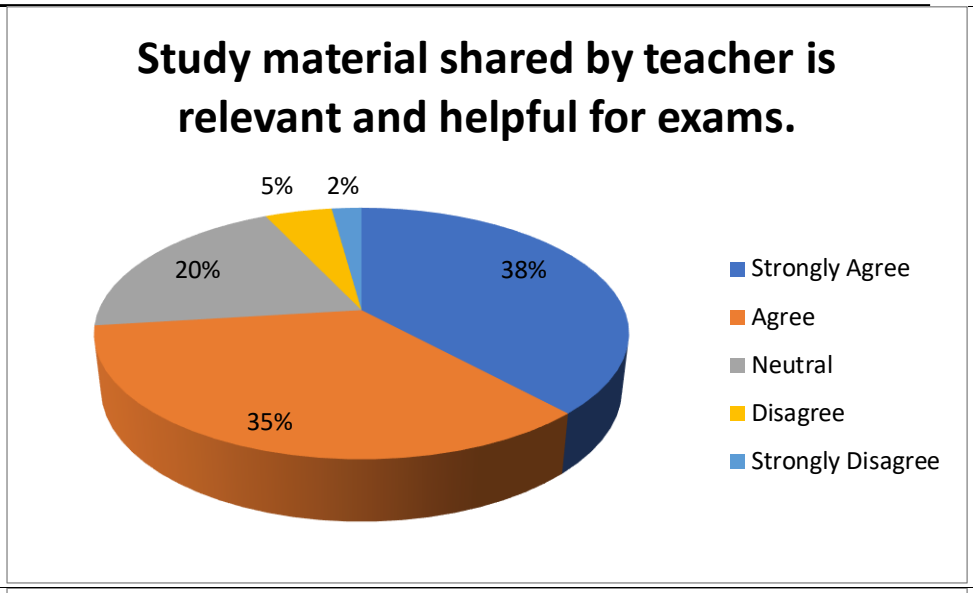 Study material shared by teacher is relevant and helpful for exams. 5% 2% 20% 38% 35% Strongly Agree Agree Neutral Disagree Strongly Disagree
13	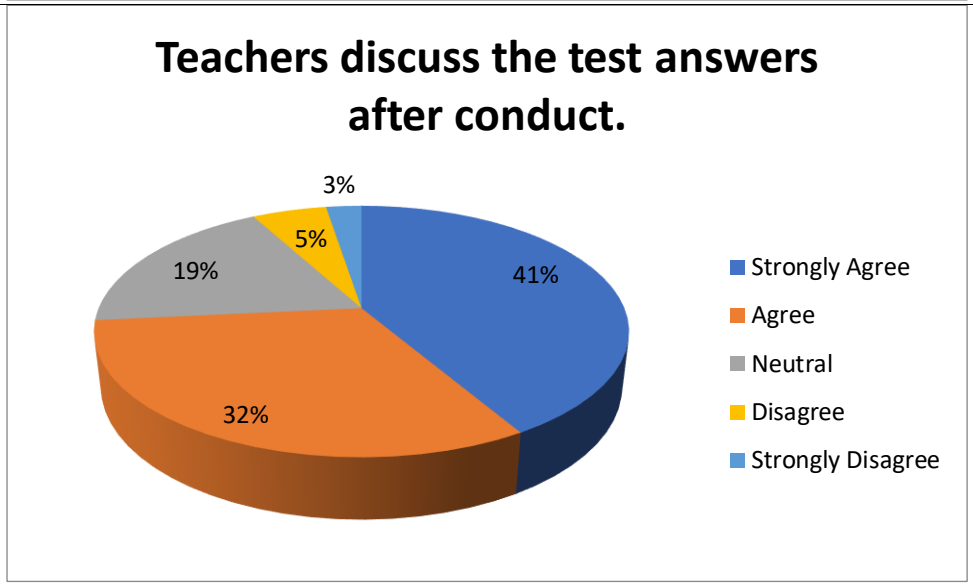 Teachers discuss the test answers after conduct. 3% 5% 19% 41% 32% Strongly Agree Agree Neutral Disagree Strongly Disagree
14	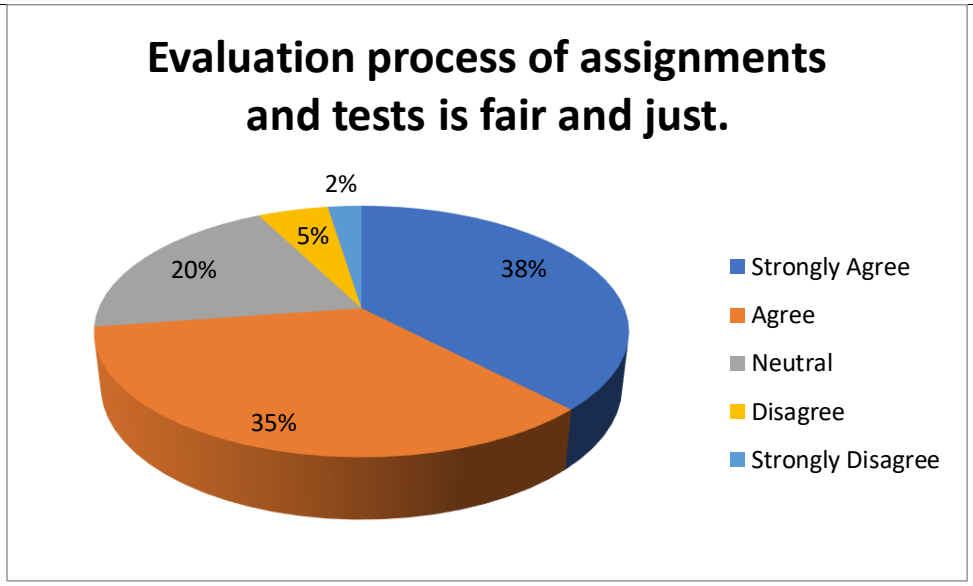 Evaluation process of assignments and tests is fair and just. 2% 5% 20% 38% 35% Strongly Agree Agree Neutral Disagree Strongly Disagree

15

Staff does not discriminate among students based on gender, caste, ethnicity, socio-economic status, nationality etc.

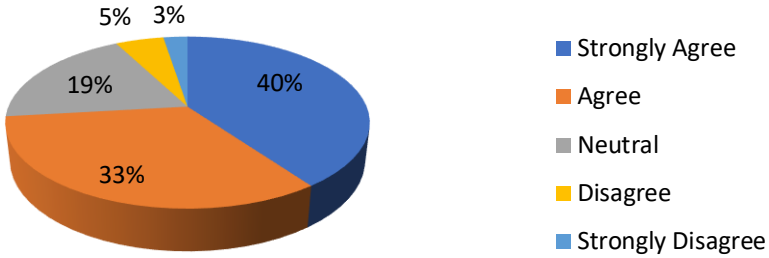

16

Teachers focus on enhancing professional skills among students to make them employment ready.

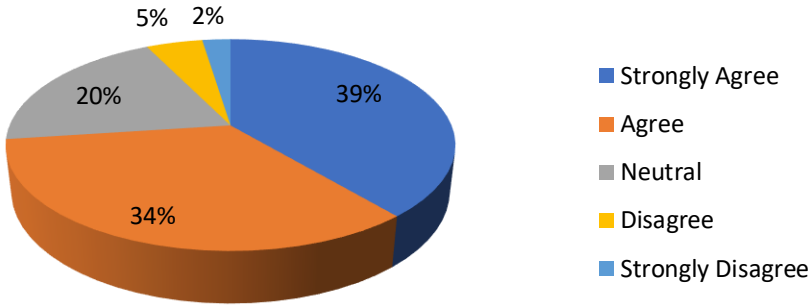

17

Teachers encourage students to take up extra-curricular and co-curricular activities or pursue hobbies.

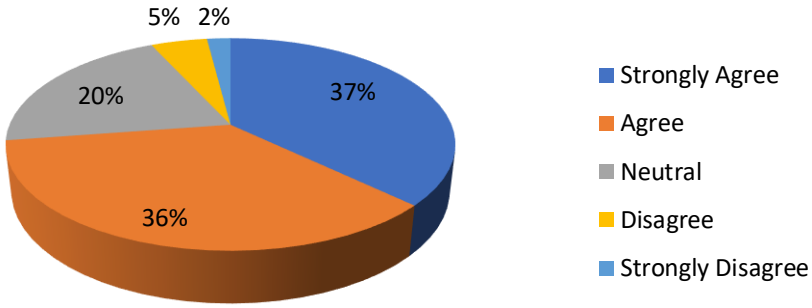

18	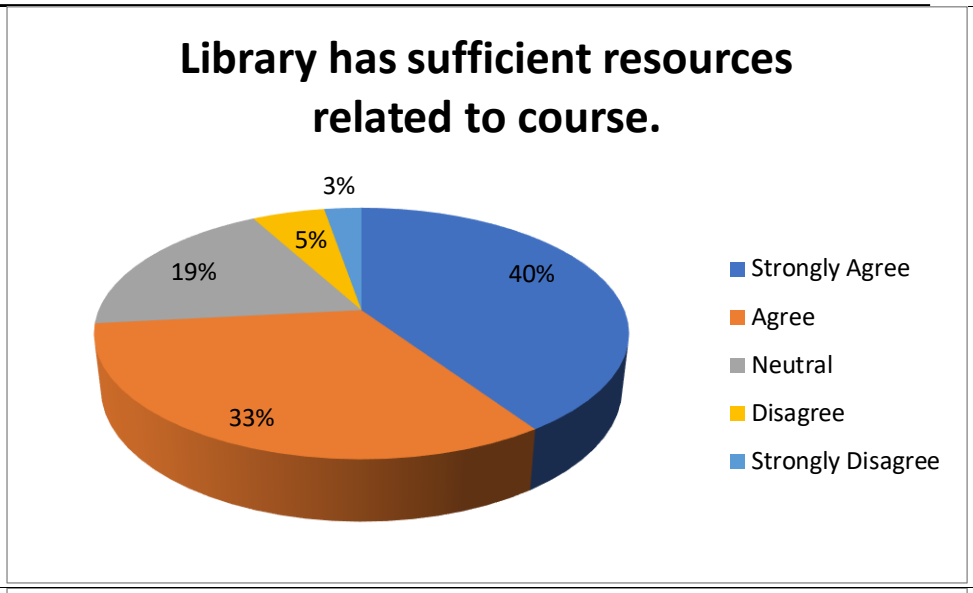 Library has sufficient resources related to course. 3% 5% 19% 40% 33% Strongly Agree Agree Neutral Disagree Strongly Disagree
19	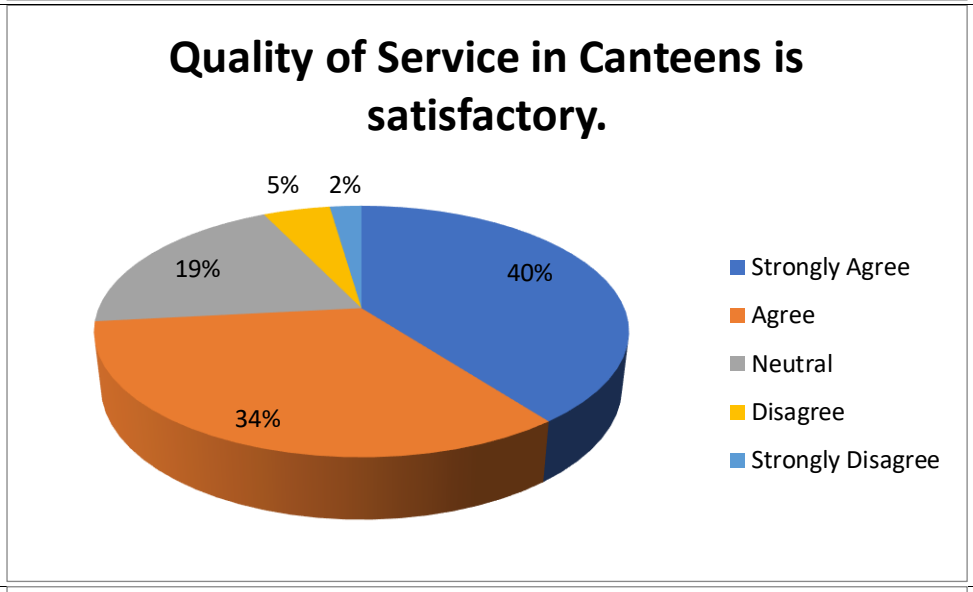 Quality of Service in Canteens is satisfactory. 5% 2% 19% 40% 34% Strongly Agree Agree Neutral Disagree Strongly Disagree
20	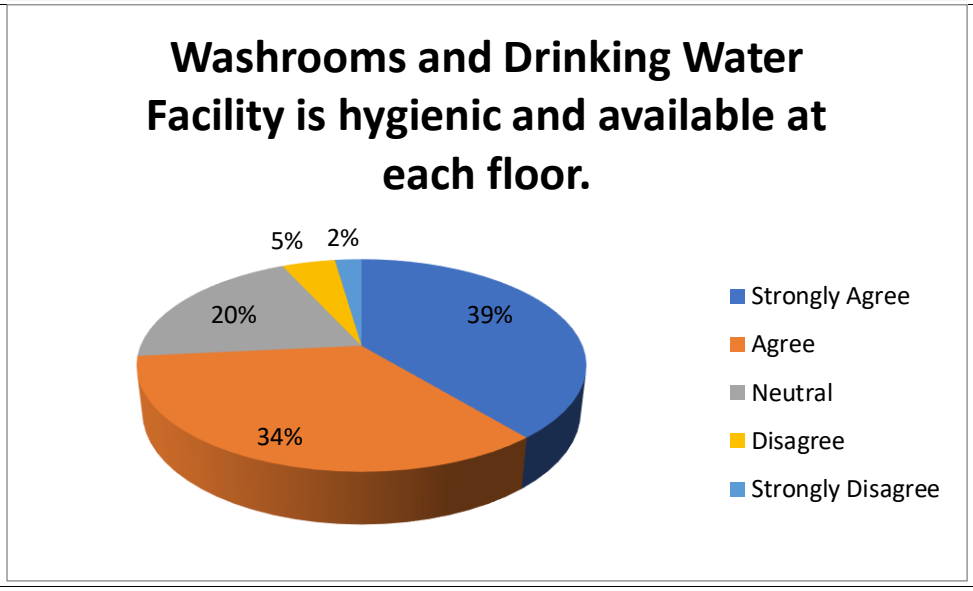 Washrooms and Drinking Water Facility is hygienic and available at each floor. 5% 2% 20% 39% 34% Strongly Agree Agree Neutral Disagree Strongly Disagree

Suggestions by Students based on Questionnaire

1. To promote inclusivity and accessibility on campus, it was recommended that ramps and assistive tools be installed throughout the institute to support differently-abled students.
2. The installation of assistive technologies in the library, including Braille keyboards and NVDA (Non-Visual Desktop Access) software, was suggested to enhance learning opportunities for visually impaired students.
3. It was proposed to expand the library's collection with resources related to Indian Knowledge Systems and preparatory materials for various competitive examinations to support academic growth and career readiness.
4. A recommendation was made to initiate an alumni-led mentorship program aimed at guiding current students in their preparation for competitive exams, leveraging the experience and expertise of former students.
5. The introduction of student exchange programs through collaborations with reputed institutions was suggested to provide students with academic exposure and cross-cultural learning opportunities.
6. It was advised to integrate assistive learning technologies in classrooms, such as screen readers and voice-to-text tools, to cater to the diverse learning needs of students with disabilities.
7. The establishment of a dedicated support cell for differently-abled students was recommended to provide focused academic assistance and address infrastructural challenges, ensuring an inclusive educational environment.

Feedback Analysis
Faculty

Feedback Result Analysis from Faculties

TOTAL: 23

S.No.	Statement	Strongly Agree	Agree	Neutral	Disagree	Strongly Disagree
1	The objectives and aims of the syllabus are clearly articulated.	13	10	0	0	0
2	The syllabus is well-suited to the course requirements.	11	12	0	0	0
3	The course facilitates the development of analysis and problem-solving skills.	10	12	1	0	0
4	Textbooks and reference materials are readily available to cover the syllabus contents.	10	10	3	0	0
5	The CBCS (Choice Based Credit System) pattern enhances the learning experience.	11	10	2	0	0
6	The syllabus effectively addresses the gap between industry standards and academia.	7	15	1	0	0
7	The time allocated for syllabus coverage within the specified hours is appropriate.	12	7	4	0	0
8	The level of skills and knowledge acquired upon course completion is satisfactory.	9	12	2	0	0
9	The syllabus provides ample opportunities for undertaking projects.	12	8	3	0	0

10	The course assists students in interview preparation.	14	6	3	0	0
	Grand Total	**109**	**102**	**19**	**0**	**0**

Summary Table of Result Analysis (Faculties)

Scale/ Statement	Strongly Agree	Agree	Neutral	Disagree	Strongly Disagree
1	56.5%	43.5%	0%	0%	0%
2	47.8%	52.2%	0%	0%	0%
3	43.5%	52.2%	4.3%	0%	0%
4	43.5%	43.5%	13%	0%	0%
5	47.8%	43.5%	8.7%	0%	0%
6	30.4%	65.2%	4.3%	0%	0%
7	52.2%	30.4%	17.4%	0%	0%
8	39.1%	52.2%	8.7%	0%	0%
9	52.2%	34.8%	13%	0%	0%
10	60.9%	26.1%	13%	0%	0%

Feedback Result Analysis from Faculties

S.No.	Result Analysis
1	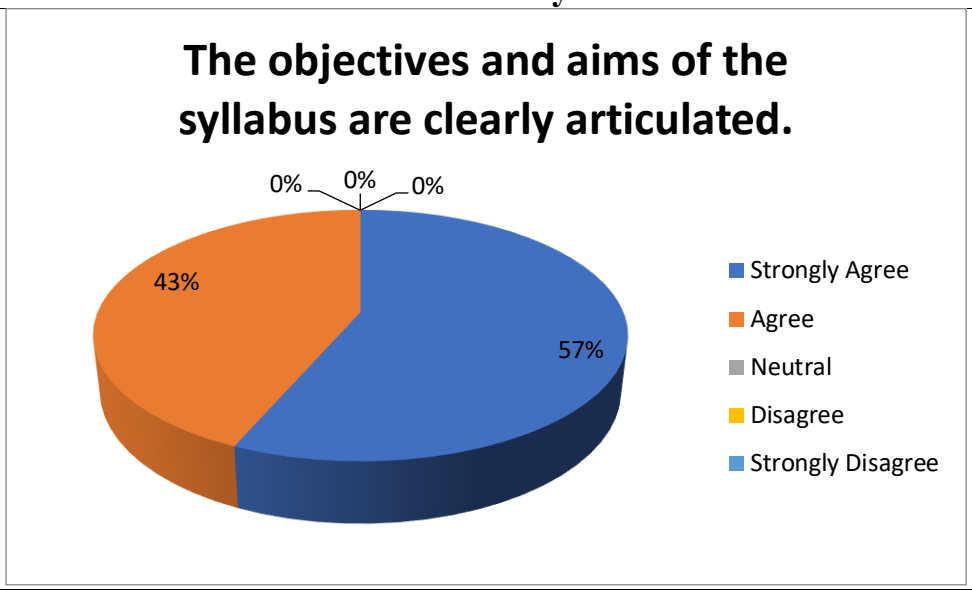
2	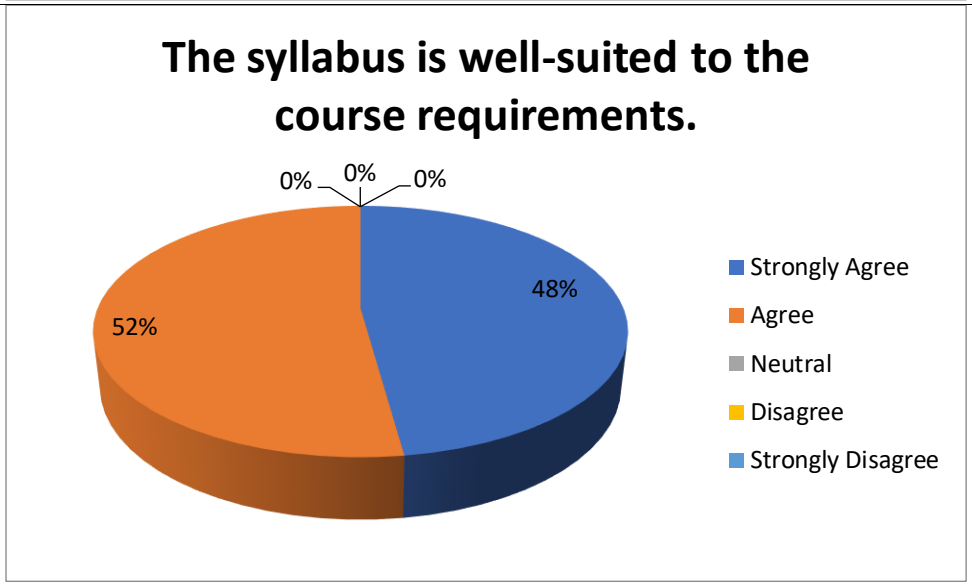

3

The course facilitates the development of analysis and problem-solving skills.

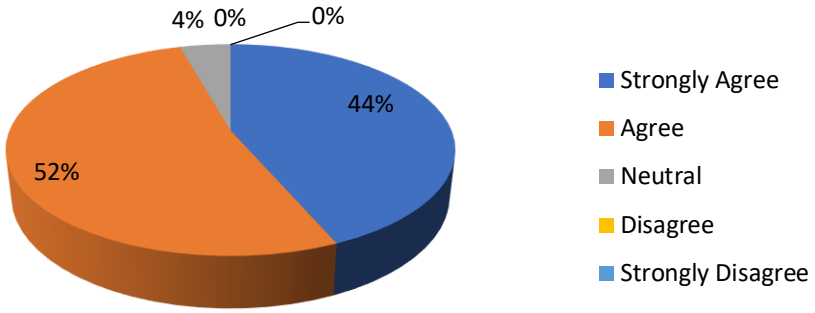

4

Textbooks and reference materials are readily available to cover the syllabus contents.

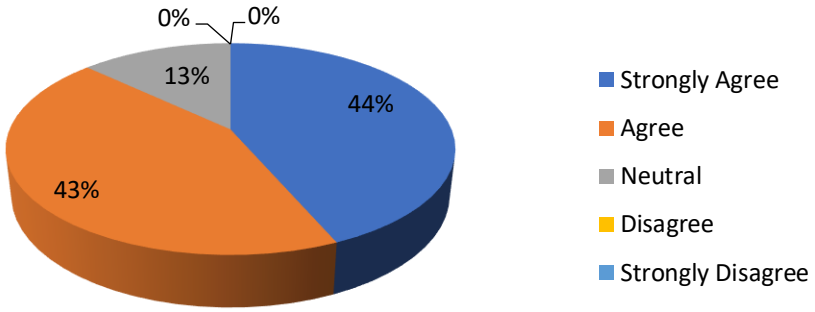

5

The CBCS (Choice Based Credit System) pattern enhances the learning experience.

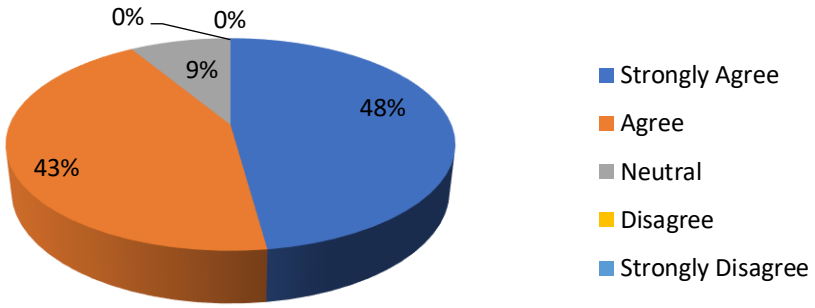

6

The syllabus effectively addresses the gap between industry standards and academia.

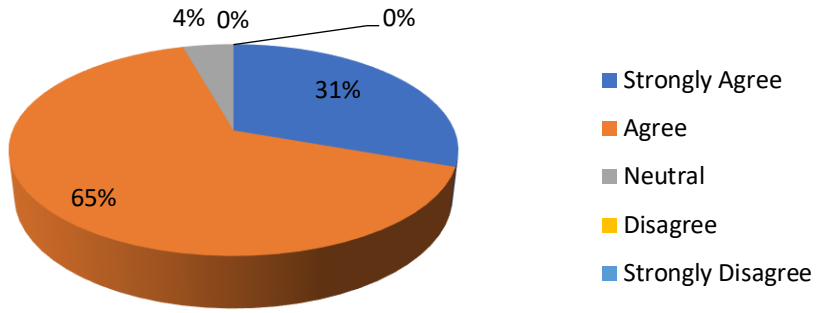

7

The time allocated for syllabus coverage within the specified hours is appropriate.

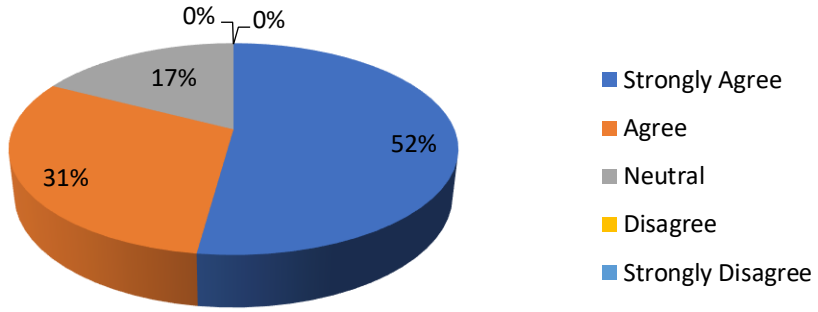

8

The level of skills and knowledge acquired upon course completion is satisfactory.

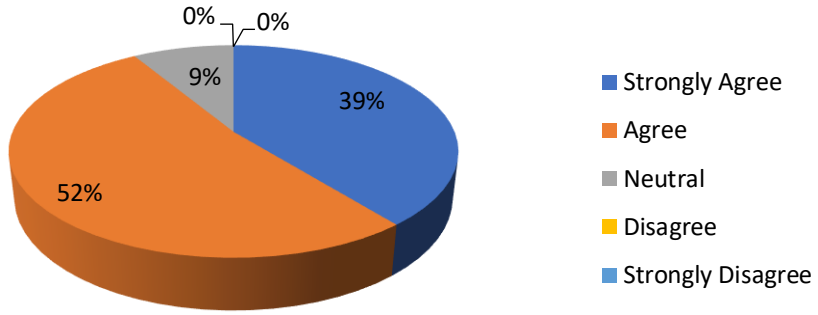

9		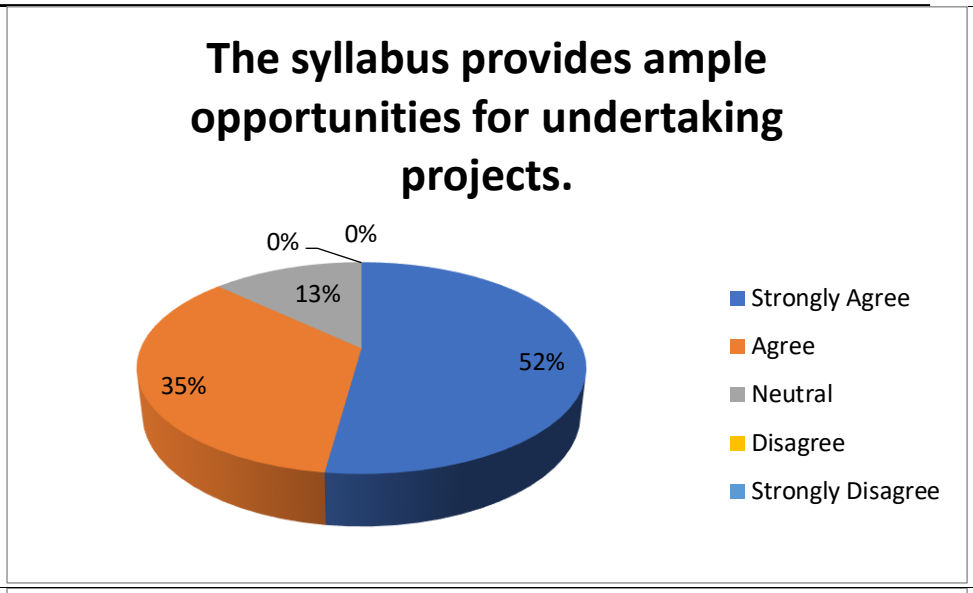 The syllabus provides ample opportunities for undertaking projects. 0% 0% 13% 35% 52% Strongly Agree Agree Neutral Disagree Strongly Disagree
10		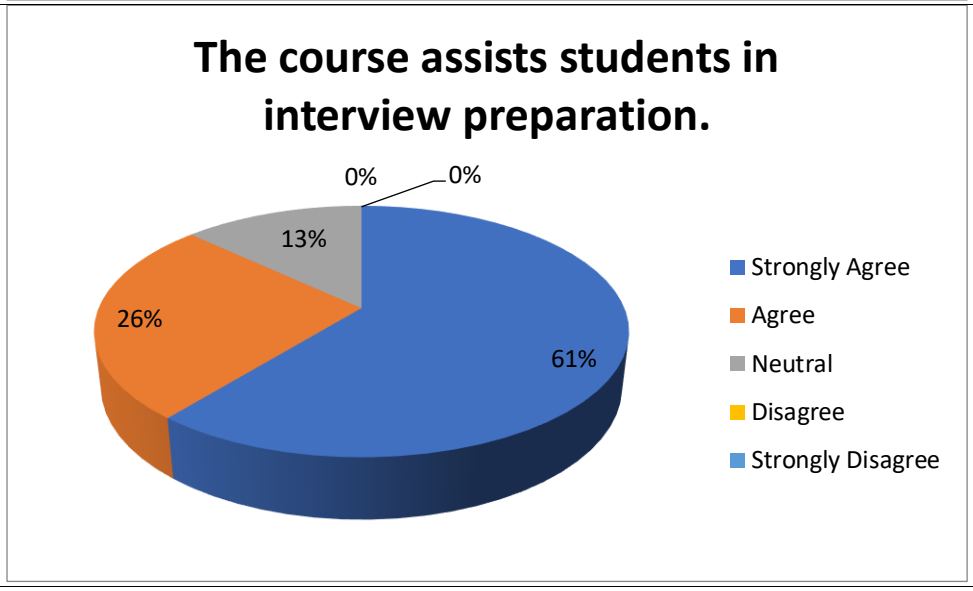 The course assists students in interview preparation. 0% 0% 13% 26% 61% Strongly Agree Agree Neutral Disagree Strongly Disagree

Suggestions by Faculty based on Questionnaire

1. It was recommended that the institution collaborate with reputed academic journals to elevate the quality of research publications and encourage greater faculty participation in scholarly pursuits.
2. Regular workshops on research methodology and academic writing were proposed to equip faculty members with advanced research skills and enhance their academic writing capabilities.
3. Faculty members should be encouraged to attend Faculty Development Programs (FDPs) to strengthen their subject expertise and pedagogical effectiveness.
4. Organizing FDPs on research ethics and publication standards was advised to ensure that faculty members adhere to ethical research practices and maintain high standards in academic publishing.
5. The formation of an internal peer-review mechanism was suggested to provide constructive feedback to faculty members and help refine research papers prior to journal submission.
6. It was proposed that institutional conferences be aligned with AICTE's thrust areas to ensure thematic relevance and contribute meaningfully to national academic and industry goals.